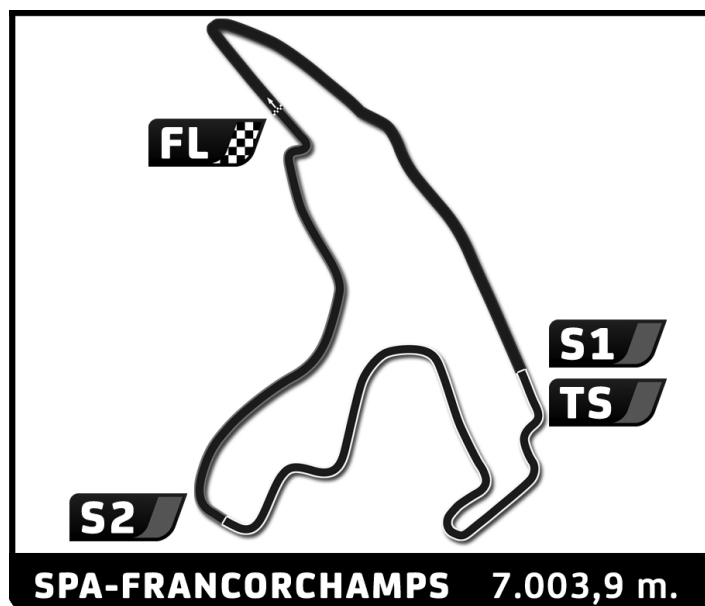



SPA EURO RACE

ACNN
Results Booklet





ACNN
SPA EURO RACE
FREE PRACTICE

Classification


Nr. Drivers	Team	Car	Cl	Time	Lap Total	Gap	Kph
1969 A. BOSMAN		991 GT3 Cup	RS Cup	2:57.247	3 8	-	142.3
2 61 M. WEERING		Zilhouette	ZIL	3:08.748	8 9	+11.501+11.501	133.6
3961 E. VAN WIJNGAARDEN		997 GT3 Cup	RS Cup	3:11.348	5 6	+14.101+2.600	131.8
4901 R. SULMA		Cayman GT	GT Cup	3:11.839	9 9	+14.592+0.491	131.4
5957 N. JAN STEEHOUWER		Cayman	RS Cup	3:12.249	9 9	+15.002+0.410	131.2
6134 . BIJZITTER / . VAN OOSTEN		Zilhouette M3	DTC1	3:12.543	8 8	+15.296+0.294	131.0
7176 S. JANSEN		BMW 3 GTR	DTC1	3:12.653	7 7	+15.406+0.110	130.9
8980 A. POELL / L. POELL		997 GT3 Cup	RS Cup	3:13.747	6 8	+16.500+1.094	130.1
9 98 J. HOEKSTRA		Zilhouette	ZIL	3:14.015	8 9	+16.768+0.268	130.0
10 82 H. SIJTSMA / M. SCHOONHOVEN		Zilhouette	ZIL	3:14.157	7 8	+16.910+0.142	129.9
11 77 E. GEERTS		Zilhouette	ZIL	3:14.274	6 7	+17.027+0.117	129.8
12 81 B. BLAAK		Zilhouette	ZIL	3:15.333	8 9	+18.086+1.059	129.1
13 69 J. DRENTH		Zilhouette	ZIL	3:17.734	6 6	+20.487+2.401	127.5
14 94 C. BROEREN		Zilhouette	ZIL	3:18.031	9 9	+20.784+0.297	127.3
15922 H. VAN SPRONSEN		997 GT3 Cup	RS Cup	3:19.058	5 6	+21.811+1.027	126.7
16 4 D. OVERDUIN		Zilhouette	ZIL	3:19.964	9 9	+22.717+0.906	126.1
17989 H. VAN NOREL		Cayman S	GT Cup	3:19.971	5 6	+22.724+0.007	126.1
18908 S. ROEST		944	944 Cup	3:21.574	3 8	+24.327+1.603	125.1
19 9 D. VAN DER SPEK		BMW	Operon Cu	3:22.381	8 9	+25.134+0.807	124.6
20 49 S. STIKSMA		BMW	Operon Cu	3:24.462	8 8	+27.215+2.081	123.3
21 38 A. WIEGERS / D. MEENDERING		BMW	Operon Cu	3:25.168	8 8	+27.921+0.706	122.9
22411 R. SLUITER / P. PANDELAAR		Boxster	Boxster	3:25.735	5 6	+28.488+0.567	122.6
23 40 G. LEKKERKERKER		BMW	Operon Cu	3:25.757	8 8	+28.510+0.022	122.5
24993 E. HESP		968 WB-R	GT Cup	3:27.353	3 5	+30.106+1.596	121.6
25 7 J. DEN HOLLANDER		Zilhouette	ZIL	3:28.006	4 7	+30.759+0.653	121.2
26988 J. DE KOEKKOEK		Cayman S	GT Cup	3:28.058	8 9	+30.811+0.052	121.2
27265 G. BARTELS		BMW Z3	DTC2	3:28.450	2 2	+31.203+0.392	121.0
28 3 C. BERGSMA / N. KOOL		Zilhouette	ZIL	3:30.495	4 8	+32.248+2.045	119.8
29 44 R. ACKERMANN		BMW	Operon Cu	3:31.539	8 9	+34.292+1.044	119.2
30 29 G. LAND / J. LAND		BMW	Operon Cu	3:34.023	6 8	+36.776+2.484	117.8
31 67 R. TERVELDE / M. TERVELDE		BMW R	Operon Cu	3:37.641	7 8	+40.394+3.618	115.9
32919 R. NOOIJ		944	944 Cup	3:39.603	6 8	+42.356+1.962	114.8
33 74 P. CASPERS / E. MIK		BMW R	Operon Cu	3:40.933	7 7	+43.686+1.330	114.1
34983 L. MARTIN		Boxster S	GT Cup	3:41.070	4 5	+43.823+0.137	114.1
35 47 M. SCHUTTE		BMW R	Operon C	3:42.345	5 6	+45.098+1.275	113.4
36994 J. ROZENDAAL		944	944 Cup	3:42.778	8 8	+45.531+0.433	113.2
37986 A. JONKMAN		Boxster	Boxster	3:43.423	8 8	+46.176+0.645	112.9
38953 J. VAN OOSTRUM		944	944 Cup	3:44.555	7 8	+47.308+1.132	112.3
39 21 H. JENSMA		BMW R	Operon Cu	3:46.549	8 8	+49.302+1.994	111.3
40 39 T. VAN BAAST / J. VISSER		BMW R	Operon Cu	3:48.246	8 8	+50.999+1.697	110.5
41 23 H. VAN NORDEN / R. VAN HIERDEN		BMW	Operon Cu	3:49.688	6 6	+52.441+1.442	109.8
42 12 M. VAN DIJK		BMW R	Operon Cu	3:50.832	7 8	+53.585+1.144	109.2
43926 R. VAN VLIET		944	944 Cup	3:52.447	4 8	+55.200+1.615	108.5
44 48 G. KALKHUIS		BMW R	Operon C	3:53.577	6 6	+56.330+1.130	107.9
45 43 A. BAKKER		BMW	Operon Cu	4:00.417	3 4	-1:03.170+6.840	104.9
46 8 P. KROEZE		BMW	Operon Cu				
47 50 J. VOS / J. VOS		Zilhouette	ZIL				
48 92 M. HERMANS		Zilhouette	ZIL		1		
49 96 M. VAN DER LYKE		Zilhouette	ZIL		3		
50124 J. VAN LEEUWEN / M. VAN LEEUWEN		BMW 3 GTR	DTC1				
51 185 J. WIBIER		Porsche GT3	DTC1				
52929 P. MOERMAN		944	944 Cup		1		
53930 H. HAVIK		944	944 Cup				
54963 P. TER BURG		944	944 Cup				
55982 N. GEELEN		Boxster	Boxster				
56997 J. ALBERT		997 GT3 Cup	RS Cup				

Fastest Lap Lap 3 Aart BOSMAN **2:57.247** 142.3 Kph

Published at:

Track Status: **WET**


Race Director:	Timekeeper:
-----------------------	--------------------



ACNN
SPA EURO RACE
FREE PRACTICE

Best Sector Times


SECTOR 1			SECTOR 2			SECTOR 3			Pos	Team	Cl	Ideal Lap	Best Lap
Pos	Driver	Time	Driver	Time	Driver	Time	Pos	Team					
1	969 A.BOSMAN	48.285	969 A.BOSMAN	1:23.504	969 A.BOSMAN	45.154	1	969	RS Cup	2:56.943	2:57.247	(1)	
2	961 E.VAN WIJNGAARDEN	51.351	61 M.WEERING	1:26.225	961 E.VAN WIJNGAARDEN	47.031	2	61	ZIL	3:08.421	3:08.748	(2)	
3	980 A.POELL	51.611	98 J.HOEKSTRA	1:27.732	61 M.WEERING	48.161	3	961	RS Cup	3:08.931	3:11.348	(3)	
4	176 S.JANSEN	52.382	77 E.GEERTS	1:27.911	134 BIJZITTER	48.763	4	980	RS Cup	3:10.736	3:13.747	(8)	
5	134 BIJZITTER	52.791	82 H.SIJTSMA	1:28.336	176 S.JANSEN	49.068	5	134	DTC1	3:11.101	3:12.543	(6)	
6	957 N.JAN STEEHOUWER	53.322	901 R.SULMA	1:28.468	980 A.POELL	49.217	6	176	DTC1	3:11.278	3:12.653	(7)	
7	901 R.SULMA	53.364	81 B.BLAAK	1:28.606	957 N.JAN STEEHOUWER	49.335	7	957	RS Cup	3:11.342	3:12.249	(5)	
8	61 M.WEERING	54.035	957 N.JAN STEEHOUWER	1:28.685	98 J.HOEKSTRA	49.441	8	901	GT Cup	3:11.731	3:11.839	(4)	
9	77 E.GEERTS	55.218	134 BIJZITTER	1:29.547	77 E.GEERTS	49.635	9	98	ZIL	3:12.551	3:14.015	(9)	
10	94 C.BROEREN	55.233	176 S.JANSEN	1:29.828	901 R.SULMA	49.899	10	77	ZIL	3:12.764	3:14.274	(11)	
11	82 H.SIJTSMA	55.368	980 A.POELL	1:29.908	82 H.SIJTSMA	50.029	11	82	ZIL	3:13.733	3:14.157	(10)	
12	98 J.HOEKSTRA	55.378	69 J.DRENTH	1:30.156	81 B.BLAAK	50.263	12	81	ZIL	3:14.504	3:15.333	(12)	
13	922 H.VAN SPRONSEN	55.539	411 R.SLUITER	1:30.276	94 C.BROEREN	50.291	13	94	ZIL	3:16.088	3:18.031	(14)	
14	81 B.BLAAK	55.635	961 E.VAN WIJNGAARDEN	1:30.549	989 H.VAN NOREL	50.553	14	69	ZIL	3:17.734	3:17.734	(13)	
15	69 J.DRENTH	55.975	94 C.BROEREN	1:30.564	922 H.VAN SPRONSEN	50.780	15	922	RS Cup	3:18.457	3:19.058	(15)	
16	4 D.OVERDUIN	56.539	7 J.DEN HOLLANDER	1:30.979	9 D.VAN DER SPEK	51.473	16	4	ZIL	3:19.477	3:19.964	(16)	
17	989 H.VAN NOREL	56.600	4 D.OVERDUIN	1:31.083	69 J.DRENTH	51.603	17	7	ZIL	3:19.646	3:28.006	(25)	
18	7 J.DEN HOLLANDER	56.727	908 S.ROEST	1:31.611	908 S.ROEST	51.637	18	989	GT Cup	3:19.971	3:19.971	(17)	
19	9 D.VAN DER SPEK	57.514	922 H.VAN SPRONSEN	1:32.138	4 D.OVERDUIN	51.855	19	908	944 Cup	3:21.125	3:21.574	(18)	
20	988 J.DE KOEKKOEK	57.740	988 J.DE KOEKKOEK	1:32.727	7 J.DEN HOLLANDER	51.940	20	11	Boxster	3:21.753	3:25.735	(22)	
21	38 A.WIEGERS	57.865	989 H.VAN NOREL	1:32.818	265 G.BARTELS	51.964	21	9	Operon Cup	3:22.381	3:22.381	(19)	
22	908 S.ROEST	57.877	49 S.STIKSMA	1:33.012	49 S.STIKSMA	52.335	22	49	Operon Cup	3:24.462	3:24.462	(20)	
23	993 E.HESP	57.926	993 E.HESP	1:33.018	411 R.SLUITER	52.474	23	988	GT Cup	3:24.606	3:28.058	(26)	
24	265 G.BARTELS	58.787	9 D.VAN DER SPEK	1:33.394	38 A.WIEGERS	52.611	24	38	Operon Cup	3:25.168	3:25.168	(21)	
25	411 R.SLUITER	59.003	40 G.LEKKERKERKER	1:33.758	40 G.LEKKERKERKER	52.861	25	993	GT Cup	3:25.652	3:27.353	(24)	
26	49 S.STIKSMA	59.115	38 A.WIEGERS	1:34.692	44 R.ACKERMANN	53.833	26	40	Operon Cup	3:25.757	3:25.757	(23)	
27	40 G.LEKKERKERKER	59.138	96 M.VAN DER LYKE	1:35.456	988 J.DE KOEKKOEK	54.139	27	265	DTC2	3:28.450	3:28.450	(27)	
28	3 C.BERGSMA	59.259	3 C.BERGSMA	1:36.824	3 C.BERGSMA	54.412	28	96	ZIL	3:29.696			
29	96 M.VAN DER LYKE	59.699	265 G.BARTELS	1:37.699	96 M.VAN DER LYKE	54.541	29	3	ZIL	3:30.495	3:30.495	(28)	
30	29 G.LAND	1:00.364	29 G.LAND	1:37.832	993 E.HESP	54.708	30	44	Operon Cup	3:33.114	3:31.539	(29)	
31	44 R.ACKERMANN	1:00.753	44 R.ACKERMANN	1:38.528	92 M.HERMANS	55.008	31	29	Operon Cup	3:33.273	3:34.023	(30)	
32	919 R.NOOIJ	1:01.682	92 M.HERMANS	1:39.192	29 G.LAND	55.077	32	92	ZIL	3:37.508			
33	986 A.JONKMAN	1:02.443	74 P.CASPERS	1:39.846	919 R.NOOIJ	55.961	33	919	944 Cup	3:38.224	3:39.603	(32)	
34	994 J.ROZENDAAL	1:02.533	919 R.NOOIJ	1:40.581	994 J.ROZENDAAL	57.238	34	74	Operon Cup	3:40.933	3:40.933	(33)	
35	926 R.VAN VLIET	1:02.988	994 J.ROZENDAAL	1:41.686	74 P.CASPERS	57.986	35	994	944 Cup	3:41.457	3:42.778	(36)	
36	74 P.CASPERS	1:03.101	39 T.VAN BAAST	1:41.722	953 J.VAN OOSTRUM	58.089	36	986	Boxster	3:43.076	3:43.423	(37)	
37	92 M.HERMANS	1:03.308	986 A.JONKMAN	1:42.309	39 T.VAN BAAST	58.123	37	39	Operon Cup	3:43.861	3:48.246	(40)	
38	953 J.VAN OOSTRUM	1:03.381	953 J.VAN OOSTRUM	1:42.436	926 R.VAN VLIET	58.197	38	953	944 Cup	3:43.906	3:44.555	(38)	
39	21 H.JENSMA	1:03.733	21 H.JENSMA	1:44.356	986 A.JONKMAN	58.324	39	21	Operon Cup	3:46.487	3:46.549	(39)	
40	39 T.VAN BAAST	1:04.016	23 H.VAN NORDEN	1:44.861	983 L.MARTIN	58.380	40	926	944 Cup	3:47.054	3:52.447	(43)	
41	12 M.VAN DIJK	1:05.187	926 R.VAN VLIET	1:45.869	21 H.JENSMA	58.398	41	12	Operon Cup	3:53.198	3:50.832	(42)	
42	43 A.BAKKER	1:08.698	48 G.KALKHUIS	1:47.082	23 H.VAN NORDEN	58.784	42	23	Operon Cup	3:53.301	3:49.688	(41)	
43	23 H.VAN NORDEN	1:09.656	12 M.VAN DIJK	1:48.633	12 M.VAN DIJK	59.378	43	43	Operon Cup	4:00.417	4:00.417	(45)	
44	48 G.KALKHUIS	1:15.383	43 A.BAKKER	1:49.737	48 G.KALKHUIS	1:01.249	44	48	Operon Cup	4:03.714	3:53.577	(44)	



ACNN
SPA EURO RACE
FREE PRACTICE

Best Top Speeds


Team	Car	Class	Top Speed Driver	Top 1		Top 2		Top 3		Top 4		Top 5		Avg
				Kph	Lap	Kph	Lap	Kph	Lap	Kph	Lap	Kph	Lap	
969	991 GT3 Cup	RS Cup	A. BOSMAN	202.6	8	194.2	3	186.5	6	186.2	5	178.5	4	189,6
82	Zilhouette	ZIL	H. SIJTSMA	193.2	4	189.8	5	186.5	8	183.4	3	183.1	7	187,2
957	Cayman	RS Cup	N. JAN STEEHOUWER	192.2	9	191.2	7	175.6	5	170.6	4	168.2	3	179,6
77	Zilhouette	ZIL	E. GEERTS	191.8	4	191.5	5	189.5	7	186.9	3	184.9	6	188,9
98	Zilhouette	ZIL	J. HOEKSTRA	188.5	8	179.7	7	161.0	6	153.8	4	147.5	5	166,1
980	997 GT3 Cup	RS Cup	A. POELL	187.8	8	177.9	5	175.6	3	170.3	7	169.8	6	176,3
81	Zilhouette	ZIL	B. BLAAK	186.9	9	184.6	6	181.8	5	173.1	2	170.3	7	179,3
61	Zilhouette	ZIL	M. WEERING	186.9	6	186.5	9	186.2	4	183.4	5	182.1	3	185,0
9	BMW	Operon Cup	D. VAN DER SPEK	185.2	7	179.7	4	179.7	6	179.4	8	178.8	9	180,6
134	Zilhouette M3	DTC1	BIJZITTER	182.4	8	160.7	7	152.5	6	151.7	3	150.8	5	159,6
4	Zilhouette	ZIL	D. OVERDUIN	180.9	5	176.2	4	174.2	6	171.7	7	169.0	9	174,4
40	BMW	Operon Cup	G. LEKKERKERKER	179.1	5	174.8	8	174.2	3	173.4	7	165.9	6	173,5
49	BMW	Operon Cup	S. STIKSMA	179.1	8	176.5	5	168.5	3	165.4	6	165.4	7	171,0
411	Boxster	Boxster	R. SLUITER	173.6	3	160.2	6	150.2	1	145.7	4	141.2	5	154,2
993	968 WB-R	GT Cup	E. HESP	172.0	2	165.4	5	157.0	3	157.0	4	126.5	1	155,6
176	BMW 3 GTR	DTC1	S. JANSEN	172.0	3	171.2	6	169.8	4	161.4	7	152.8	5	165,4
908	944	944 Cup	S. ROEST	170.1	4	161.7	5	156.3	3	154.7	2	139.5	8	156,5
961	997 GT3 Cup	RS Cup	E. VAN WINGAARDEN	169.3	5	152.3	4	151.5	6	148.8	2	137.4	1	151,9
29	BMW	Operon Cup	G. LAND	168.2	6	163.6	4	163.4	5	161.0	8	156.1	7	162,5
7	Zilhouette	ZIL	J. DEN HOLLANDER	166.4	6	160.5	3	149.8	5	147.9	1	146.9	2	154,3
94	Zilhouette	ZIL	C. BROEREN	165.6	4	165.6	8	160.2	6	159.1	9	158.1	3	161,7
69	Zilhouette	ZIL	J. DRENTH	164.9	6	162.4	4	152.5	2	145.0	5	132.2	3	151,4
901	Cayman GT	GT Cup	R. SULMA	164.4	8	162.2	9	161.9	5	152.3	6	151.7	4	158,5
38	BMW	Operon Cup	A. WIEGERS	164.1	8	155.8	6	152.8	3	151.3	4	149.0	7	154,6
989	Cayman S	GT Cup	H. VAN NOREL	162.7	1	154.1	5	148.4	4	144.2	2	144.0	3	150,7
986	Boxster	Boxster	A. JONKMAN	160.2	4	147.3	3	140.8	7	134.5	5	133.3	6	143,2
994	944	944 Cup	J. ROZENDAAL	158.4	6	142.9	7	131.9	5	131.1	4	130.0	8	138,9
988	Cayman S	GT Cup	J. DE KOEKKOEK	158.1	5	157.9	8	156.3	9	149.4	6	140.1	3	152,4
43	BMW	Operon Cup	A. BAKKER	157.2	4	149.0	2	144.4	1	128.1	3			144,7
3	Zilhouette	ZIL	C. BERGSMA	154.3	8	151.3	5	145.6	4	144.8	6	132.0	3	145,6
96	Zilhouette	ZIL	M. VAN DER LYKE	154.3	3	131.4	1	106.4	2					130,7
922	997 GT3 Cup	RS Cup	H. VAN DER MEULEN	154.1	2	152.3	3	150.6	6	150.2	5	149.8	4	151,4
919	944	944 Cup	R. NOOIJ	153.4	4	152.1	5	151.5	3	148.8	6	144.2	7	150,0
926	944	944 Cup	R. VAN VLIET	152.1	7	145.7	5	144.6	8	142.9	4	133.8	6	143,8
44	BMW	Operon Cup	R. VAN VLIET	147.1	6	141.2	4	122.2	2	110.2	1			130,2
265	BMW Z3	DTC2	G. BARTELS	145.9	2	129.5	1							137,7
23	BMW	Operon Cup	H. VAN NORDEN	145.7	5	137.8	4	123.3	1	118.4	2			131,3
953	944	944 Cup	J. VAN OOSTRUM	145.0	7	134.5	6	130.4	5	129.2	8	124.4	3	132,7
39	BMW R	Operon Cup	T. VAN BAAST	141.4	5	140.3	4	130.9	2	125.3	6	124.3	3	132,4
48	BMW R	Operon Cup	G. KALKHUIS	140.3	1	140.1	2							140,2
92	Zilhouette	ZIL	M. HERMANS	139.9	1									139,9
74	BMW R	Operon Cup	P. CASPERS	139.2	7									139,2
21	BMW R	Operon Cup	H. JENSMA	130.9	8	129.7	2	126.2	3	101.4	1			122,1
12	BMW R	Operon Cup	M. VAN DIJK	127.2	8	123.4	2	115.4	1					122,0
929	944	944 Cup	P. MOERMAN	107.8	1									107,8
8	BMW	Operon Cup												
997	997 GT3 Cup	RS Cup												
67	BMW R	Operon Cup	R. TERVELDE											
982	Boxster	Boxster												
930	944	944 Cup												
47	BMW R	Operon Cup	M. SCHUTTE											



ACNN
SPA EURO RACE
FREE PRACTICE

Best Top Speeds


Team	Car	Class	Top Speed Driver	Top 1		Top 2		Top 3		Top 4		Top 5	
				Kph	Lap	Kph	Lap	Kph	Lap	Kph	Lap	Kph	Lap
50	Zilhouette	ZIL											
124	BMW 3 GTR	DTC1											
983	Boxster S	GT Cup	L. MARTIN										
963	944	944 Cup											
185	Porsche GT3	DTC1											



ACNN
SPA EURO RACE
FREE PRACTICE

Fastest Lap Sequence

Practice Time	Team	Car	Class	Driver	Time	Kph	
6:54.833	908	944	944 Cup	Sandor ROEST	3:29.803	120.2	2
7:11.880	61	Zilhouette	ZIL	Max WEERING	3:19.136	126.6	2
10:01.789	969	991 GT3 Cup	RS Cup	Aart BOSMAN	3:07.190	134.7	2
12:59.036	969	991 GT3 Cup	RS Cup	Aart BOSMAN	2:57.247	142.3	3




ACNN
SPA EURO RACE
FREE PRACTICE

Sector Analysis

■ Personal Best ■ Session Best ■ Crossing the finish line in pit lane

Lap	D	Time	Sector 1	Sector 2	Sector 3	T. Spd	Elapsed	Lap	D	Time	Sector 1	Sector 2	Sector 3	T. Spd	Elapsed				
3		1. Carly BERGSMA 2. Niels KOOL						Zilhouette ZIL	21		1. Harm JENSMAN BMW R Operon Cup								
1	1	4:23.841	1:37.906	1:48.387	57.548	117.3	4:23.841	1	1	5:15.256	2:07.525	2:01.842	1:05.889	101.4	5:15.256				
2	1	3:47.687	1:07.044	1:42.487	58.156	125.4	8:11.528	2	1	4:08.867	1:11.898	1:53.250	1:03.719	129.7	9:24.123				
3	1	3:41.144	1:02.158	1:39.707	59.279	132.0	11:52.672	3	1	4:02.773	1:09.707	1:52.078	1:00.988	126.2	13:26.896				
4	1	3:30.495	59.259	1:36.824	54.412	145.6	15:23.167	4	1	4:01.834			1:02.402		17:28.730				
5	1	3:55.950 B	59.684	1:37.136	1:19.130	151.3	19:19.117	5	1	4:02.460			1:05.878		21:31.190				
6	1	6:16.730	3:34.917	1:44.655	57.158	144.8	25:35.847	6	1	3:51.241			58.678		25:22.431				
7	1	3:45.400	1:01.876	1:46.532	56.992	126.6	29:21.247	7	1	3:50.162			58.398		29:12.593				
8	1	3:38.660	1:00.080	1:39.880	58.700	154.3	32:59.907	8	1	3:46.549	1:03.733	1:44.356	58.460	130.9	32:59.142				
4		1. Daniel OVERDUIN Zilhouette ZIL						23		1. Henri VAN NORDEN 2. Roland VAN HIERDEN BMW Operon Cup									
1	1	4:13.555	1:27.755	1:47.078	58.722	147.5	4:13.555	1	1	7:02.964	2:15.937	3:32.147	1:14.880	123.3	7:02.964				
2	1	3:35.481	1:04.663	1:36.307	54.511	149.2	7:49.036	2	1	5:03.727	1:21.977	2:18.447	1:23.303	118.4	12:06.691				
3	1	3:28.440	58.900	1:35.782	53.758	160.0	11:17.476	3	1	6:06.795 B			2:34.200		18:13.486				
4	1	3:24.714	58.425	1:33.028	53.261	176.2	14:42.190	4	1	6:21.009	3:29.213	1:48.558	1:03.238	137.8	24:34.495				
5	1	3:25.096	57.748	1:33.492	53.856	180.9	18:07.286	5	1	3:55.966	1:09.656	1:44.861	1:01.449	145.7	28:30.461				
6	1	3:24.594	57.770	1:33.284	53.540	174.2	21:31.880	6	1	3:49.688			58.784		32:20.149				
7	1	3:21.944	57.385	1:32.543	52.016	171.7	24:53.824	29						1. Gerrit LAND 2. Johan LAND BMW Operon Cup					
8	1	3:22.956	57.285	1:31.083	54.588	157.9	28:16.780	1	1	7:33.459	4:40.202	1:51.498	1:01.759	129.5	7:33.459				
9	1	3:19.964	56.539	1:31.570	51.855	169.0	31:36.744	2	1	3:49.264	1:06.053	1:44.322	58.889	136.5	11:22.723				
7		1. John DEN HOLLANDER Zilhouette ZIL						38		1. Auke WIEGERS 2. Daniel MEENDERING BMW Operon Cup									
1	1	7:03.100	4:33.437	1:35.106	54.557	147.9	7:03.100	1	1	3:37.811	55.781	1:44.611	57.419	116.4	3:37.811				
2	1	3:50.581 B	59.243	1:39.515	1:11.823	146.9	10:53.681	2	1	3:37.822	1:02.780	1:39.951	55.091	137.4	7:15.633				
3	1	5:48.585	3:20.788	1:34.696	53.101	160.5	16:42.266	3	1	3:31.340	1:00.044	1:36.741	54.555	152.8	10:46.973				
4	1	3:28.006	56.727	1:37.136	54.143	140.8	20:10.272	4	1	3:44.073 B	59.206	1:37.803	1:07.064	151.3	14:31.046				
5	1	5:57.683 B	58.953	1:38.790	3:19.940	149.8	26:07.955	5	1	5:15.877	2:42.101	1:38.976	54.800	138.6	19:46.923				
6	1	3:39.641	1:16.722	1:30.979	51.940	166.4	29:47.596	6	1	3:31.024	1:00.896	1:36.632	53.496	155.8	23:17.947				
7	1	3:51.713 B	1:01.306	1:36.148	1:14.259	133.2	33:39.309	7	1	3:28.297	59.056	1:36.108	53.133	149.0	26:46.244				
9		1. Dimitri VAN DER SPEK BMW Operon Cup						39		1. Twan VAN BAAST 2. Jur VISSER BMW R Operon Cup									
1	1	3:51.150	1:06.208	1:47.454	57.488	140.8	3:51.150	1	1	4:31.467	1:45.037	1:46.289	1:00.141	118.2	4:31.467				
2	1	3:36.035	1:01.510	1:39.087	55.438	131.9	7:27.185	2	1	3:53.348	1:06.903	1:45.595	1:00.850	130.9	8:24.815				
3	1	3:33.636	59.668	1:38.120	55.848	172.2	11:00.821	3	1	3:52.090	1:08.167	1:45.800	58.123	124.3	12:16.905				
4	1	3:30.345	1:01.190	1:35.660	53.495	179.7	14:31.166	4	1	3:51.928 B	1:04.060	1:41.722	1:06.146	140.3	16:08.833				
5	1	3:25.558	58.171	1:33.786	53.601	177.3	17:56.724	5	1	5:39.127	2:46.917	1:48.787	1:03.423	141.4	21:47.960				
6	1	3:24.370	57.575	1:33.529	53.266	179.7	21:21.094	6	1	3:54.218	1:07.776	1:44.847	1:01.595	125.3	25:42.178				
7	1	3:23.741	57.556	1:33.849	52.336	185.2	24:44.835	7	1	3:48.767	1:05.224	1:44.245	59.298	122.0	29:30.945				
8	1	3:22.381	57.514	1:33.394	51.473	179.4	28:07.216	8	1	3:48.246	1:04.016	1:42.623	1:01.607	118.4	33:19.191				
9	1	3:39.586 B	1:00.749	1:33.522	1:05.315	178.8	31:46.802	40		1. Gerald LEKKERKERKER BMW Operon Cup									
12		1. Maurice VAN DIJK BMW R Operon Cup						1	1	4:25.748	1:43.197	1:43.826	58.725	138.5	4:25.748				
1	1	4:02.361	1:02.097	1:53.010	1:07.254	115.4	4:02.361												
2	1	4:20.829	1:11.207	1:56.788	1:12.834	123.4	8:23.190												
3	1	4:02.517			1:06.723		12:25.707												
4	1	3:58.266			1:01.022		16:23.973												
5	1	3:54.943			1:02.829		20:18.916												
6	1	3:54.049			1:03.591		24:12.965												
7	1	3:50.832			1:00.611		28:03.797												
8	1	3:53.198	1:05.187	1:48.633	59.378	127.2	31:56.995												




ACNN
SPA EURO RACE
FREE PRACTICE

Sector Analysis

■ Personal Best ■ Session Best B Crossing the finish line in pit lane

Lap	D	Time	Sector 1	Sector 2	Sector 3	T. Spd	Elapsed	Lap	D	Time	Sector 1	Sector 2	Sector 3	T. Spd	Elapsed
43 1. Arnold BAKKER BMW Operon Cup															
1	1	17:52.952	...	1:51.445	1:04.734	144.4	17:52.952								
2	1	4:07.129	1:12.941	1:50.458	1:03.730	149.0	22:00.081								
3	1	4:00.417	1:08.698	1:49.737	1:01.982	128.1	26:00.498								
4	1	4:01.832	1:08.878	1:49.742	1:03.212	157.2	30:02.330								
44 1. Robert ACKERMANN BMW Operon Cup															
1	1	3:56.709	1:01.016	1:51.538	1:04.155	110.2	3:56.709								
2	1	3:57.380	1:11.691	1:45.235	1:00.454	122.2	7:54.089								
3	1	3:52.231		59.998			11:46.320								
4	1	3:43.928	1:04.075	1:42.154	57.699	141.2	15:30.248								
5	1	3:38.912			55.872		19:09.160								
6	1	3:33.778	1:00.753	1:38.528	54.497	147.1	22:42.938								
7	1	3:32.067			54.083		26:15.005								
8	1	3:31.539			53.833		29:46.544								
9	1	3:32.877			55.580		33:19.421								
47 1. Mick SCHUTTE BMW R Operon Cup															
1	1	10:51.402					10:51.402								
2	1	4:06.133					14:57.535								
3	1	4:09.022					19:06.557								
4	1	3:47.669					22:54.226								
5	1	3:42.345					26:36.571								
6	1	4:01.957					30:38.528								
48 1. Guido KALKHUIS BMW R Operon Cup															
1	1	10:54.270	7:31.407	2:16.863	1:06.000	140.3	10:54.270								
2	1	4:07.258	1:15.383	1:47.082	1:04.793	140.1	15:01.528								
3	1	4:37.555 B			1:37.785		19:39.083								
4	1	5:49.505			1:01.249		25:28.588								
5	1	3:56.269			1:02.485		29:24.857								
6	1	3:53.577			1:03.591		33:18.434								
49 1. Sjoerd STIKSMA BMW Operon Cup															
1	1	4:22.328	1:39.455	1:44.499	58.374	114.5	4:22.328								
2	1	3:45.391	1:05.735	1:41.637	58.019	143.8	8:07.719								
3	1	3:34.915	1:00.744	1:38.714	55.457	168.5	11:42.634								
4	1	3:32.525	59.932	1:37.007	55.586	146.5	15:15.159								
5	1	3:45.505 B	1:00.202	1:36.904	1:08.399	176.5	19:00.664								
6	1	5:02.019	2:33.363	1:34.798	53.858	165.4	24:02.683								
7	1	3:26.288	59.124	1:34.657	52.507	165.4	27:28.971								
8	1	3:24.462	59.115	1:33.012	52.335	179.1	30:53.433								
61 1. Max WEERING Zilhouette ZIL															
1	1	3:52.744	1:16.929	1:39.728	56.087	122.2	3:52.744								
2	1	3:19.136	58.535	1:30.216	50.385	166.9	7:11.880								
3	1	3:11.719	55.490	1:27.436	48.793	182.1	10:23.599								
4	1	3:10.649	55.001	1:26.785	48.863	186.2	13:34.248								
5	1	3:14.012	56.298	1:26.225	51.489	183.4	16:48.260								
6	1	3:10.784	54.035	1:27.277	49.472	186.9	19:59.044								
7	1	3:11.830	54.584	1:28.114	49.132	175.0	23:10.874								
8	1	3:08.748	54.280	1:26.307	48.161	180.3	26:19.622								
9	1	4:04.359 B	54.451	1:27.065	1:42.843	186.5	30:23.981								
67 1. Richard TERVELDE BMW R Operon Cup 2. Markus TERVELDE															
1	1	4:39.299					4:39.299								
2	1	3:54.477					8:33.776								
3	1	3:49.299					12:23.075								
4	1	3:44.531					16:07.606								
5	1	3:43.848					19:51.454								
6	1	3:43.126					23:34.580								
7	1	3:37.641					27:12.221								
8	1	3:39.224					30:51.445								
69 1. Jan Berry DRENTH Zilhouette ZIL															
1	1	3:56.667	1:03.704	1:51.118	1:01.845	112.1	3:56.667								
2	1	3:32.242	1:00.998	1:34.613	56.631	152.5	7:28.909								
3	1	3:27.397	1:00.436	1:34.415	52.546	132.2	10:56.306								
4	1	3:25.796	58.648	1:31.550	55.598	162.4	14:22.102								
5	1	3:23.654	58.421	1:31.603	53.630	145.0	17:45.756								
6	1	3:17.734	55.975	1:30.156	51.603	164.9	21:03.490								
74 1. Patrick CASPERS BMW R Operon Cup 2. Erik MIK															
1	1	5:07.538			1:03.547		5:07.538								
2	1	3:56.459			59.981		9:03.997								
3	1	4:07.247 B			1:17.028		13:11.244								
4	1	6:57.407			1:00.183		20:08.651								
5	1	3:44.564			1:00.428		23:53.215								
6	1	3:44.202			59.427		27:37.417								
7	1	3:40.933	1:03.101	1:39.846	57.986	139.2	31:18.350								
77 1. Erik GEERTS Zilhouette ZIL															
1	1	7:11.873	4:41.523	1:37.841	52.509	149.0	7:11.873								
2	1	3:23.875	57.815	1:33.070	52.990	162.4	10:35.748								
3	1	3:17.384	56.800	1:30.452	50.132	186.9	13:53.132								
4	1	3:15.943	56.082	1:30.226	49.635	191.8	17:09.075								
5	1	3:15.474	55.698	1:29.840	49.936	191.5	20:24.549								
6	1	3:14.274	55.218	1:29.176	49.880	184.9	23:38.823								
7	1	3:41.373 B	55.630	1:27.911	1:17.832	189.5	27:20.196								
81 1. Bernard BLAAK Zilhouette ZIL															
1	1	4:02.990	1:17.860	1:44.374	1:00.756	122.7	4:02.990								
2	1	3:30.427	1:01.305	1:35.239	53.883	173.1	7:33.417								




ACNN
SPA EURO RACE
FREE PRACTICE

Sector Analysis

Personal Best Session Best B Crossing the finish line in pit lane

Lap	D	Time	Sector 1	Sector 2	Sector 3	T. Spd	Elapsed	Lap	D	Time	Sector 1	Sector 2	Sector 3	T. Spd	Elapsed
3	1	3:29.108	59.809	1:32.843	56.456	159.3	11:02.525	3	1	3:25.239	57.334	1:33.551	54.354	151.7	11:39.928
4	1	3:28.561	1:03.923	1:31.506	53.132	143.4	14:31.086	4	1	3:37.789 B	58.933	1:33.782	1:05.074	144.6	15:17.717
5	1	3:17.833	56.180	1:30.247	51.406	181.8	17:48.919	5	1	6:54.392	4:28.503	1:33.310	52.579	150.8	22:12.109
6	1	3:15.924	55.709	1:29.467	50.748	184.6	21:04.843	6	1	3:21.498	56.326	1:32.096	53.076	152.5	25:33.607
7	1	3:22.672	59.998	1:30.061	52.613	170.3	24:27.515	7	1	3:14.378	55.309	1:30.306	48.763	160.7	28:47.985
8	1	3:15.333	55.635	1:29.435	50.263	164.1	27:42.848	8	1	3:12.543	52.791	1:29.547	50.205	182.4	32:00.528
9	1	3:28.692 B	55.852	1:28.606	1:04.234	186.9	31:11.540								
82 1.Henk SIJTSMA 2.Marcel SCHOONHOVEN Zilhouette ZIL								176 1.Sjef JANSEN BMW 3 GTR DTC1							
1	1	7:16.987	4:43.908	1:37.534	55.545	152.3	7:16.987	1	1	8:35.826	5:51.084	1:43.308	1:01.434	142.9	8:35.826
2	1	3:24.675	1:00.952	1:31.635	52.088	175.6	10:41.662	2	1	4:08.497 B	1:07.237	1:43.069	1:18.191	128.7	12:44.323
3	1	3:18.167	57.850	1:30.005	50.312	183.4	13:59.829	3	1	4:51.120	2:26.843	1:32.825	51.452	172.0	17:35.443
4	1	3:14.800	55.368	1:29.403	50.029	193.2	17:14.629	4	1	3:16.014	53.643	1:30.172	52.199	169.8	20:51.457
5	1	3:19.641	56.314	1:29.890	53.437	189.8	20:34.270	5	1	3:17.117	54.843	1:32.175	50.099	152.8	24:08.574
6	1	3:24.160	1:02.529	1:31.481	50.150	165.9	23:58.430	6	1	3:14.331	54.167	1:31.096	49.068	171.2	27:22.905
7	1	3:14.157	55.761	1:28.336	50.060	183.1	27:12.587	7	1	3:12.653	52.382	1:29.828	50.443	161.4	30:35.558
8	1	3:16.640	55.726	1:29.268	51.646	186.5	30:29.227								
92 1.Michael HERMANS Zilhouette ZIL								265 1.Gijs BARTELS BMW Z3 DTC2							
1	1	4:39.032	2:04.832	1:39.192	55.008	139.9	4:39.032	1	1	26:53.549	...	1:41.687	55.018	129.5	26:53.549
								2	1	3:28.450	58.787	1:37.699	51.964	145.9	30:21.999
94 1.Carlo BROEREN Zilhouette ZIL								411 1.Rudy SLUITER 2.Pascal PANDELAAR Boxster Boxster							
1	1	4:06.463	1:16.286	1:47.137	1:03.040	117.5	4:06.463	1	1	4:35.167	2:02.425	1:36.836	55.906	150.2	4:35.167
2	1	3:46.032	1:11.263	1:37.740	57.029	133.7	7:52.495	2	1	3:41.607	1:06.433	1:35.826	59.348	130.4	8:16.774
3	1	3:34.620	1:00.741	1:38.982	54.897	158.1	11:27.115	3	1	3:47.929 B	59.665	1:34.094	1:14.170	173.6	12:04.703
4	1	3:29.917	1:00.820	1:33.742	55.355	165.6	14:57.032	4	1	5:53.466	3:29.546	1:31.446	52.474	145.7	17:58.169
5	1	3:28.253	59.253	1:34.226	54.774	157.9	18:25.285	5	1	3:25.735	59.003	1:30.976	55.756	141.2	21:23.904
6	1	3:21.960	56.669	1:31.954	53.337	160.2	21:47.245	6	1	3:33.174 B	59.625	1:30.276	1:03.273	160.2	24:57.078
7	1	3:19.565	56.506	1:32.768	50.291	152.8	25:06.810								
8	1	3:19.090	55.666	1:30.637	52.787	165.6	28:25.900								
9	1	3:18.031	55.233	1:30.564	52.234	159.1	31:43.931								
96 1.Marcel VAN DER LYKE Zilhouette ZIL								901 1.Robert SULMA Cayman GT GT Cup							
1	1	4:05.831	1:15.396	1:45.830	1:04.605	131.4	4:05.831	1	1	4:09.122	1:29.485	1:43.864	55.773	133.0	4:09.122
2	1	4:18.794 B	1:14.881	1:48.248	1:15.665	106.4	8:24.625	2	1	3:44.848	1:09.334	1:37.643	57.871	131.1	7:53.970
3	1	4:48.837	2:15.093	1:39.203	54.541	154.3	13:13.462	3	1	3:30.043	1:00.901	1:36.186	52.956	137.8	11:24.013
								4	1	3:21.886	57.559	1:32.681	51.646	151.7	14:45.899
								5	1	3:19.054	57.034	1:31.100	50.920	161.9	18:04.953
								6	1	3:18.732	56.230	1:28.879	53.623	152.3	21:23.685
								7	1	3:15.990	57.283	1:28.808	49.899	136.5	24:39.675
								8	1	3:19.263	57.998	1:30.591	50.674	164.4	27:58.938
								9	1	3:11.839	53.364	1:28.468	50.007	162.2	31:10.777
98 1.Jack HOEKSTRA Zilhouette ZIL								908 1.Sandor ROEST 944 944 Cup							
1	1	4:31.337	1:49.084	1:46.399	55.854	112.5	4:31.337	1	1	3:25.030	52.897	1:36.968	55.165	117.4	3:25.030
2	1	3:41.741	1:01.646	1:40.947	59.148	129.2	8:13.078	2	1	3:29.803	1:01.281	1:33.618	54.904	154.7	6:54.833
3	1	3:24.425	57.379	1:34.391	52.655	140.4	11:37.503	3	1	3:21.574	58.097	1:31.840	51.637	156.3	10:16.407
4	1	3:22.790	59.624	1:29.206	53.960	153.8	15:00.293	4	1	3:24.071	58.773	1:31.611	53.687	170.1	13:40.478
5	1	3:24.229	59.739	1:31.359	53.131	147.5	18:24.522	5	1	3:25.001	57.877	1:34.395	52.729	161.7	17:05.479
6	1	3:15.474	55.378	1:28.348	51.748	161.0	21:39.996	6	1	3:27.878	1:00.679	1:33.615	53.584	132.2	20:33.357
7	1	3:15.079	56.104	1:27.732	51.243	179.7	24:55.075	7	1	3:31.730	1:03.718	1:34.444	53.568	133.5	24:05.087
8	1	3:14.015	55.404	1:29.170	49.441	188.5	28:09.090	8	1	4:21.072 B	58.759	1:39.944	1:42.369	139.5	28:26.159
9	1	3:23.493	1:01.326	1:31.421	50.746	134.3	31:32.583								
134 1.BIJZITTER 2.VAN OOSTEN Zilhouette M3 DTC1								919 1.Ruben NOOIJ 944 944 Cup							
1	1	4:36.347	2:03.668	1:36.725	55.954	132.7	4:36.347	1	1	4:17.370	1:22.449	1:52.713	1:02.208	106.0	4:17.370
2	1	3:38.342	1:03.272	1:36.588	58.482	146.9	8:14.689								



ACNN
SPA EURO RACE
FREE PRACTICE

Sector Analysis

■ Personal Best ■ Session Best ■ Crossing the finish line in pit lane

Lap	D	Time	Sector 1	Sector 2	Sector 3	T. Spd	Elapsed	Lap	D	Time	Sector 1	Sector 2	Sector 3	T. Spd	Elapsed
2	1	3:59.259	1:08.442	1:47.637	1:03.180	141.9	8:16.629	1	1	4:03.668	1:13.394	1:44.780	1:05.494	137.4	4:03.668
3	1	3:47.738	1:04.645	1:43.230	59.863	151.5	12:04.367	2	1	3:30.258	1:06.721	1:31.271	52.266	148.8	7:33.926
4	1	3:45.199	1:04.297	1:43.216	57.686	153.4	15:49.566	3	1	3:22.961	55.771	1:35.803	51.387	131.7	10:56.887
5	1	3:42.009	1:03.354	1:41.774	56.881	152.1	19:31.575	4	1	3:12.893	52.975	1:32.887	47.031	152.3	14:09.780
6	1	3:39.603	1:02.579	1:40.581	56.443	148.8	23:11.178	5	1	3:11.348	51.351	1:30.549	49.448	169.3	17:21.128
7	1	3:39.846	1:01.682	1:42.203	55.961	144.2	26:51.024	6	1	3:21.239	52.254	1:32.628	56.357	151.5	20:42.367
8	1	3:41.310	1:02.033	1:42.835	56.442	131.4	30:32.334								

922 1. Hans VAN SPRONSEN 997 GT3 Cup RS Cup

1	1	4:53.393	2:16.640	1:45.075	51.678	118.7	4:53.393
2	1	3:31.665	59.592	1:37.766	54.307	154.1	8:25.058
3	1	3:22.912	57.180	1:32.138	53.594	152.3	11:47.970
4	1	3:24.201	57.395	1:34.730	52.076	149.8	15:12.171
5	1	3:19.058	55.539	1:32.739	50.780	150.2	18:31.229
6	1	3:46.622 B	55.871	1:32.420	1:18.331	150.6	22:17.851

926 1. Ronald VAN VLIET 944 944 Cup

1	1	4:29.310	1:21.003	2:00.563	1:07.744	107.0	4:29.310
2	1	4:13.506	1:11.566	1:55.424	1:06.516	119.2	8:42.816
3	1	3:56.383	1:09.184	1:46.819	1:00.380	123.0	12:39.199
4	1	3:52.447	1:06.653	1:47.597	58.197	142.9	16:31.646
5	1	3:53.107	1:05.228	1:46.518	1:01.361	145.7	20:24.753
6	1	3:53.455	1:06.755	1:45.869	1:00.831	133.8	24:18.208
7	1	4:06.850	1:02.988	2:00.154	1:03.708	152.1	28:25.058
8	1	3:54.008	1:06.155	1:48.294	59.559	144.6	32:19.066

929 1. Paul MOERMAN 944 944 Cup

1	1	31:46.730	...	1:58.578	1:14.301	107.8	31:46.730
---	---	-----------	-----	-----------------	-----------------	-------	-----------

953 1. Job VAN OOSTRUM 944 944 Cup

1	1	4:16.855	1:19.548	1:52.186	1:05.121	104.5	4:16.855
2	1	4:05.023	1:11.569	1:47.934	1:05.520	112.0	8:21.878
3	1	3:52.593	1:06.268	1:44.545	1:01.780	124.4	12:14.471
4	1	3:48.855	1:07.743	1:42.436	58.676	118.8	16:03.326
5	1	4:20.922	1:04.172	2:00.650	1:16.100	130.4	20:24.248
6	1	3:55.819	1:10.288	1:45.563	59.968	134.5	24:20.067
7	1	3:44.555	1:03.381	1:42.805	58.369	145.0	28:04.622
8	1	3:45.989	1:04.644	1:43.256	58.089	129.2	31:50.611

957 1. Niek JAN STEEHOUEW 944 Cayman RS Cup

1	1	4:07.112	1:23.305	1:46.167	57.640	113.3	4:07.112
2	1	3:32.536	1:07.030	1:32.003	53.503	143.4	7:39.648
3	1	3:21.894	57.054	1:31.172	53.668	168.2	11:01.542
4	1	3:19.395	57.383	1:29.847	52.165	170.6	14:20.937
5	1	3:16.375	55.050	1:30.328	50.997	175.6	17:37.312
6	1	3:17.946	55.200	1:28.685	54.061	165.4	20:55.258
7	1	3:14.662	54.091	1:29.535	51.036	191.2	24:09.920
8	1	3:19.477	55.036	1:33.290	51.151	148.1	27:29.397
9	1	3:12.249	53.322	1:29.592	49.335	192.2	30:41.646

961 1. Edwin VAN WIJNGAARDE 997 GT3 Cup RS Cup

969 1. Aart BOSMAN 991 GT3 Cup RS Cup

1	1	6:54.599	4:39.429	1:28.461	46.709	159.3	6:54.599
2	1	3:07.190	50.634	1:31.402	45.154	151.5	10:01.789
3	1	2:57.247	48.421	1:23.504	45.322	194.2	12:59.036
4	1	3:05.143	48.285	1:29.907	46.951	178.5	16:04.179
5	1	2:59.780	48.541	1:24.011	47.228	186.2	19:03.959
6	1	3:02.828	50.858	1:25.567	46.403	186.5	22:06.787
7	1	3:01.069	49.964	1:25.921	45.184	165.6	25:07.856
8	1	3:22.983 B	48.931	1:26.569	1:07.483	202.6	28:30.839

980 1. Anton POELL 997 GT3 Cup RS Cup
2. Lars POELL

1	1	8:54.011	6:19.577	1:40.389	54.045	154.9	8:54.011
2	1	3:26.463	55.172	1:34.936	56.355	169.5	12:20.474
3	1	3:18.091	56.195	1:31.140	50.756	175.6	15:38.565
4	1	3:19.413	53.482	1:33.243	52.688	167.4	18:57.978
5	1	3:16.168	53.070	1:32.316	50.782	177.9	22:14.146
6	1	3:13.747	52.024	1:31.426	50.297	169.8	25:27.893
7	1	3:16.002	56.877	1:29.908	49.217	170.3	28:43.895
8	1	3:38.458 B	51.611	1:31.151	1:15.696	187.8	32:22.353

983 1. Lucas MARTIN Boxster S GT Cup


1	1	4:18.213			1:01.639		4:18.213
2	1	4:12.296 B			1:19.342		8:30.509
3	1	7:47.403			58.380		16:17.912
4	1	3:41.070			1:00.094		19:58.982
5	1	4:11.967 B			1:22.286		24:10.949

986 1. Albert JONKMAN Boxster Boxster

1	1	4:02.999	1:08.114	1:48.777	1:06.108	121.8	4:02.999
2	1	3:57.088	1:11.372	1:44.953	1:00.763	124.1	8:00.087
3	1	3:52.241	1:04.507	1:45.622	1:02.112	147.3	11:52.328
4	1	3:44.651	1:03.850	1:42.477	58.324	160.2	15:36.979
5	1	3:47.541	1:03.803	1:44.231	59.507	134.5	19:24.520
6	1	3:44.997	1:02.894	1:42.309	59.794	133.3	23:09.517
7	1	3:48.490	1:02.915	1:45.336	1:00.239	140.8	26:58.007
8	1	3:43.423	1:02.443	1:42.311	58.669	128.6	30:41.430

988 1. Jan-Wim DE KOEKKOEK Cayman S GT Cup

1	1	4:08.646	1:21.705	1:51.060	55.881	107.0	4:08.646
2	1	3:47.531	1:11.825	1:39.539	56.167	131.9	7:56.177
3	1	3:38.500	1:04.923	1:38.187	55.390	140.1	11:34.677
4	1	3:46.742	1:04.646	1:46.490	55.606	135.0	15:21.419
5	1	3:31.896	1:00.653	1:37.104	54.139	158.1	18:53.315
6	1	3:36.578	58.935	1:40.411	57.232	149.4	22:29.893
7	1	3:34.097	59.285	1:38.265	56.547	136.4	26:03.990



ACNN
SPA EURO RACE
FREE PRACTICE

Sector Analysis

■ Personal Best ■ Session Best B Crossing the finish line in pit lane

Lap	D	Time	Sector 1	Sector 2	Sector 3	T. Spd	Elapsed	Lap	D	Time	Sector 1	Sector 2	Sector 3	T. Spd	Elapsed
8	1	3:28.058	58.490	1:34.098	55.470	157.9	29:32.048								
9	1	3:30.357	57.740	1:32.727	59.890	156.3	33:02.405								

989

1.Henk VAN NOREL

Cayman S
GT Cup

1	1	4:32.963	2:02.267	1:35.179	55.517	162.7	4:32.963
2	1	3:41.504	1:04.077	1:38.297	59.130	144.2	8:14.467
3	1	3:29.701	1:00.180	1:34.871	54.650	144.0	11:44.168
4	1	3:24.435	57.728	1:33.914	52.793	148.4	15:08.603
5	1	3:19.971	56.600	1:32.818	50.553	154.1	18:28.574
6	1	3:53.519 B	59.368	1:40.612	1:13.539	136.9	22:22.093

993

1.Eric HESP

968 WB-R
GT Cup


1	1	3:43.626	58.155	1:48.257	57.214	126.5	3:43.626
2	1	3:40.466	1:03.033	1:38.575	58.858	172.0	7:24.092
3	1	3:27.353	59.627	1:33.018	54.708	157.0	10:51.445
4	1	3:32.828	57.926	1:35.462	59.440	157.0	14:24.273
5	1	4:01.663 B	1:00.083	1:34.062	1:27.518	165.4	18:25.936

994

1.Jack ROZENDAAL

944
944 Cup

1	1	4:21.267	1:14.508	1:57.788	1:08.971	117.5	4:21.267
2	1	4:03.004	1:12.438	1:48.500	1:02.066	110.7	8:24.271
3	1	3:54.713	1:10.991	1:44.728	58.994	128.0	12:18.984
4	1	3:46.537	1:05.916	1:43.171	57.450	131.1	16:05.521
5	1	3:42.961	1:03.579	1:42.063	57.319	131.9	19:48.482
6	1	3:43.788	1:03.074	1:43.476	57.238	158.4	23:32.270
7	1	3:43.173	1:03.718	1:42.167	57.288	142.9	27:15.443
8	1	3:42.778	1:02.533	1:41.686	58.559	130.0	30:58.221



ACNN SPA EURO RACE QUALIFYING

Classification

Nr. Drivers	Team	Car	Cl	Time	Lap Total	Gap	Kph
1980 A. POELL / L. POELL		997 GT3 Cup	RS	2:57.720	7 9	- -	141.9
2997 J. ALBERT		997 GT3 Cup	RS	2:57.948	5 9	+0.228 +0.228	141.7
3961 E. VAN WIJNGAARDEN		997 GT3 Cup	RS	2:58.275	10 10	+0.555 +0.327	141.4
4134 . BIJZITTER / . VAN OOSTEN		Zilhouette M3	DTC1	3:04.406	9 9	+6.686 +6.131	136.7
5124 J. VAN LEEUWEN / M. VAN LEEUWEN		BMW 3 GTR	DTC1	3:04.711	7 9	+6.991 +0.305	136.5
6922 H. VAN SPRONSEN		997 GT3 Cup	RS	3:05.030	4 9	+7.310 +0.319	136.3
7 61 M. WEERING		Zilhouette	ZIL	3:06.856	9 9	+9.136 +1.826	134.9
8176 S. JANSEN		BMW 3 GTR	DTC1	3:06.938	8 9	+9.218 +0.082	134.9
9957 N. JAN STEEHOUWER		Cayman	RS	3:07.400	9 9	+9.680 +0.462	134.5
10 77 E. GEERTS		Zilhouette	ZIL	3:07.518	9 9	+9.798 +0.118	134.5
11185 J. WIBIER		Porsche GT3	DTC1	3:07.540	7 8	+9.820 +0.022	134.4
12 82 H. SIJTSMA / M. SCHOONHOVEN		Zilhouette	ZIL	3:07.784	7 9	+10.064 +0.244	134.3
13901 R. SULMA		Cayman GT	GT	3:08.060	9 9	+10.340 +0.276	134.1
14989 H. VAN NOREL		Cayman S	GT	3:08.375	8 8	+10.655 +0.315	133.9
15 98 J. HOEKSTRA		Zilhouette	ZIL	3:09.056	9 9	+11.336 +0.681	133.4
16 7 J. DEN HOLLANDER		Zilhouette	ZIL	3:09.448	9 9	+11.728 +0.392	133.1
17 81 B. BLAAK		Zilhouette	ZIL	3:09.460	9 9	+11.740 +0.012	133.1
18 50 J. VOS / J. VOS		Zilhouette	ZIL	3:11.620	9 9	+13.900 +2.160	131.6
19 69 J. DRENTH		Zilhouette	ZIL	3:11.753	8 9	+14.033 +0.133	131.5
20265 G. BARTELS		BMW Z3	DTC2	3:12.539	7 9	+14.819 +0.786	131.0
21 4 D. OVERDUIN		Zilhouette	ZIL	3:13.494	7 9	+15.774 +0.955	130.3
22988 J. DE KOEKKOEK		Cayman S	GT	3:14.314	6 9	+16.594 +0.820	129.8
23993 E. HESP		968 WB-R	GT	3:14.383	8 9	+16.663 +0.069	129.7
24 94 C. BROEREN		Zilhouette	ZIL	3:14.973	7 9	+17.253 +0.590	129.3
25908 S. ROEST		944	944	3:15.324	9 9	+17.604 +0.351	129.1
26983 L. MARTIN		Boxster S	GT	3:15.949	6 8	+18.229 +0.625	128.7
27 3 C. BERGSMAN / N. KOOL		Zilhouette	ZIL	3:16.737	8 8	+19.017 +0.788	128.2
28 96 M. VAN DER LYKE		Zilhouette	ZIL	3:19.010	8 8	+21.290 +2.273	126.7
29 9 D. VAN DER SPEK		BMW	OOPE	3:19.890	8 9	+22.170 +0.880	126.1
30 49 S. STIKSMA		BMW	OOPE	3:20.517	8 9	+22.797 +0.627	125.7
31 29 G. LAND / J. LAND		BMW	OOPE	3:21.973	8 8	+24.253 +1.456	124.8
32 40 G. LEKKERKERKER		BMW	OOPE	3:22.954	9 9	+25.234 +0.981	124.2
33411 R. SLUITER / P. PANDELAAR		Boxster	Boxster	3:23.180	4 7	+25.460 +0.226	124.1
34 38 A. WIEGERS / D. MEENDERING		BMW	OOPE	3:24.880	7 8	+27.160 +1.700	123.1
35 8 P. KROEZE		BMW	OOPE	3:28.305	6 8	+30.585 +3.425	121.0
36 74 P. CASPERS / E. MIK		BMW R	OOPE	3:29.288	8 8	+31.568 +0.983	120.5
37 44 R. ACKERMANN		BMW	OOPE	3:29.383	6 8	+31.663 +0.095	120.4
38 39 T. VAN BAAST / J. VISSER		BMW R	OOPE	3:33.043	4 7	+35.323 +3.660	118.4
39 67 R. TERVELDE / M. TERVELDE		BMW R	OOPE	3:33.072	8 8	+35.352 +0.029	118.3
40 21 H. JENSMA		BMW R	OOPE	3:33.405	8 8	+35.685 +0.333	118.2
41919 R. NOOIJ		944	944	3:34.868	8 8	+37.148 +1.463	117.3
42 47 M. SCHUTTE		BMW R	OOPE	3:36.620	4 8	+38.900 +1.752	116.4
43994 J. ROZENDAAL		944	944	3:36.670	8 8	+38.950 +0.050	116.4
44 48 G. KALKHUIS		BMW R	OOPE	3:36.699	8 8	+38.979 +0.029	116.4
45 23 H. VAN NORDEN / R. VAN HIERDEN		BMW	OOPE	3:36.809	8 8	+39.089 +0.110	116.3
46930 H. HAVIK		944	944	3:38.673	7 8	+40.953 +1.864	115.3
47953 J. VAN OOSTRUM		944	944	3:40.016	6 8	+42.296 +1.343	114.6
48986 A. JONKMAN		Boxster	Boxster	3:40.083	6 8	+42.363 +0.067	114.6
49963 P. TER BURG		944	944	3:41.653	4 7	+43.933 +1.570	113.8
50926 R. VAN VLIET		944	944	3:43.539	7 8	+45.819 +1.886	112.8
51 12 M. VAN DIJK		BMW R	OOPE	3:46.308	6 8	+48.588 +2.769	111.4
52982 N. GEELEN		Boxster	Boxster	3:47.942	4 7	+50.222 +1.634	110.6
53929 P. MOERMAN		944	944	4:01.905	6 7	-1:04.185+13.963	104.2
54 43 A. BAKKER		BMW	OOPE				
55 92 M. HERMANS		Zilhouette	ZIL				
56969 A. BOSMAN		991 GT3 Cup	RS				


CARS 40, 94 AND 986 - SOME LAP TIME DELETED DUE TO TRACK LIMITS

Published at:

Track Status: **WET**

Race Director:

Timekeeper:




ACNN SPA EURO RACE QUALIFYING

Classification by Group

Nr. Drivers	Team	Car	Time	Lap Total	Gap	Kph
Deelnemers DTC 1						
1 134 . BIJZITTER / . VAN OOSTEN		Zilhouette M3	3:04.406	9 9		136.7
2 124 J. VAN LEEUWEN / M. VAN LEEUWEN		BMW 3 GTR	3:04.711	7 9	+0.305 +0.305	136.5
3 176 S. JANSEN		BMW 3 GTR	3:06.938	8 9	+2.532 +2.227	134.9
4 185 J. WIBIER		Porsche GT3	3:07.540	7 8	+3.134 +0.602	134.4
Deelnemers DTC 2						
1 265 G. BARTELS		BMW Z3	3:12.539	7 9		131.0
Deelnemers Ooperon Cup						
1 9 D. VAN DER SPEK		BMW	3:19.890	8 9		126.1
2 49 S. STIKSMA		BMW	3:20.517	8 9	+0.627 +0.627	125.7
3 29 G. LAND / J. LAND		BMW	3:21.973	8 8	+2.083 +1.456	124.8
4 40 G. LEKKERKERKER		BMW	3:22.954	9 9	+3.064 +0.981	124.2
5 38 A. WIEGERS / D. MEENDERING		BMW	3:24.880	7 8	+4.990 +1.926	123.1
6 8 P. KROEZE		BMW	3:28.305	6 8	+8.415 +3.425	121.0
7 74 P. CASPERS / E. MIK		BMW R	3:29.288	8 8	+9.398 +0.983	120.5
8 44 R. ACKERMANN		BMW	3:29.383	6 8	+9.493 +0.095	120.4
9 39 T. VAN BAAST / J. VISSER		BMW R	3:33.043	4 7	+13.153 +3.660	118.4
10 67 R. TERVELDE / M. TERVELDE		BMW R	3:33.072	8 8	+13.182 +0.029	118.3
11 21 H. JENSMA		BMW R	3:33.405	8 8	+13.515 +0.333	118.2
12 47 M. SCHUTTE		BMW R	3:36.620	4 8	+16.730 +3.215	116.4
13 48 G. KALKHUIS		BMW R	3:36.699	8 8	+16.809 +0.079	116.4
14 23 H. VAN NORDEN / R. VAN HIERDEN		BMW	3:36.809	8 8	+16.919 +0.110	116.3
15 12 M. VAN DIJK		BMW R	3:46.308	6 8	+26.418 +9.499	111.4
16 43 A. BAKKER		BMW				
Deelnemers Zilhouette						
1 61 M. WEERING		Zilhouette	3:06.856	9 9		134.9
2 77 E. GEERTS		Zilhouette	3:07.518	9 9	+0.662 +0.662	134.5
3 82 H. SIJTSMA / M. SCHOONHOVEN		Zilhouette	3:07.784	7 9	+0.928 +0.266	134.3
4 98 J. HOEKSTRA		Zilhouette	3:09.056	9 9	+2.200 +1.272	133.4
5 7 J. DEN HOLLANDER		Zilhouette	3:09.448	9 9	+2.592 +0.392	133.1
6 81 B. BLAAK		Zilhouette	3:09.460	9 9	+2.604 +0.012	133.1
7 50 J. VOS / J. VOS		Zilhouette	3:11.620	9 9	+4.764 +2.160	131.6
8 69 J. DRENTH		Zilhouette	3:11.753	8 9	+4.897 +0.133	131.5
9 4 D. OVERDUIN		Zilhouette	3:13.494	7 9	+6.638 +1.741	130.3
10 94 C. BROEREN		Zilhouette	3:14.973	7 9	+8.117 +1.479	129.3
11 3 C. BERGSMA / N. KOOL		Zilhouette	3:16.737	8 8	+9.881 +1.764	128.2
12 96 M. VAN DER LYKE		Zilhouette	3:19.010	8 8	+12.154 +2.273	126.7
13 92 M. HERMANS		Zilhouette				
Porsche Club Racing						
1 980 A. POELL / L. POELL		997 GT3 Cup	2:57.720	7 9		141.9
2 997 J. ALBERT		997 GT3 Cup	2:57.948	5 9	+0.228 +0.228	141.7
3 961 E. VAN WIJNGAARDEN		997 GT3 Cup	2:58.275	10 10	+0.555 +0.327	141.4
4 922 H. VAN SPRONSEN		997 GT3 Cup	3:05.030	4 9	+7.310 +6.755	136.3
5 957 N. JAN STEEHOUWER		Cayman	3:07.400	9 9	+9.680 +2.370	134.5
6 901 R. SULMA		Cayman GT	3:08.060	9 9	+10.340 +0.660	134.1
7 989 H. VAN NOREL		Cayman S	3:08.375	8 8	+10.655 +0.315	133.9
8 988 J. DE KOEKKOEK		Cayman S	3:14.314	6 9	+16.594 +5.939	129.8
9 993 E. HESP		968 WB-R	3:14.383	8 9	+16.663 +0.069	129.7
10 908 S. ROEST		944	3:15.324	9 9	+17.604 +0.941	129.1
11 983 L. MARTIN		Boxster S	3:15.949	6 8	+18.229 +0.625	128.7
12 411 R. SLUITER / P. PANDELAAR		Boxster	3:23.180	4 7	+25.460 +7.231	124.1
13 919 R. NOOIJ		944	3:34.868	8 8	+37.148 +11.688	117.3
14 994 J. ROZENDAAL		944	3:36.670	8 8	+38.950 +1.802	116.4
15 930 H. HAVIK		944	3:38.673	7 8	+40.953 +2.003	115.3
16 953 J. VAN OOSTRUM		944	3:40.016	6 8	+42.296 +1.343	114.6
17 986 A. JONKMAN		Boxster	3:40.083	6 8	+42.363 +0.067	114.6
18 963 P. TER BURG		944	3:41.653	4 7	+43.933 +1.570	113.8
19 926 R. VAN VLIET		944	3:43.539	7 8	+45.819 +1.886	112.8
20 982 N. GEELEN		Boxster	3:47.942	4 7	+50.222 +4.403	110.6
21 929 P. MOERMAN		944	4:01.905	6 7	+1'04.185 +13.963	104.2
22 969 A. BOSMAN		991 GT3 Cup				

CARS 40, 94 AND 986 - SOME LAP TIME DELETED DUE TO TRACK LIMITS



ACNN
SPA EURO RACE
QUALIFYING


Classification by Group

Nr. Drivers	Team	Car	Time	Lap Total	Gap	Kph
-------------	------	-----	------	-----------	-----	-----

Published at:

Track Status: **WET**

Stewards:	Timekeeper:
------------------	--------------------



ACNN SPA EURO RACE QUALIFYING

Classification by Division

Nr. Drivers	Team	Car	Time	Lap Total	Gap	Kph
Porsche Club Racing 944 Cup						
1 908 S. ROEST		944	3:15.324	9 9		129.1
2 919 R. NOOIJ		944	3:34.868	8 8	+19.544+19.544	117.3
3 994 J. ROZENDAAL		944	3:36.670	8 8	+21.346 +1.802	116.4
4 930 H. HAVIK		944	3:38.673	7 8	+23.349 +2.003	115.3
5 953 J. VAN OOSTRUM		944	3:40.016	6 8	+24.692 +1.343	114.6
6 963 P. TER BURG		944	3:41.653	4 7	+26.329 +1.637	113.8
7 926 R. VAN VLIET		944	3:43.539	7 8	+28.215 +1.886	112.8
8 929 P. MOERMAN		944	4:01.905	6 7	+46.581+18.366	104.2
Porsche Club Racing Boxster						
1 411 R. SLUITER / P. PANDELAAR		Boxster	3:23.180	4 7		124.1
2 986 A. JONKMAN		Boxster	3:40.083	6 8	+16.903+16.903	114.6
3 982 N. GEELEN		Boxster	3:47.942	4 7	+24.762 +7.859	110.6
Porsche Club Racing GT Cup						
1 901 R. SULMA		Cayman GT	3:08.060	9 9		134.1
2 989 H. VAN NOREL		Cayman S	3:08.375	8 8	+0.315 +0.315	133.9
3 988 J. DE KOEKKOEK		Cayman S	3:14.314	6 9	+6.254 +5.939	129.8
4 993 E. HESP		968 WB-R	3:14.383	8 9	+6.323 +0.069	129.7
5 983 L. MARTIN		Boxster S	3:15.949	6 8	+7.889 +1.566	128.7
Porsche Club Racing RS Cup						
1 980 A. POELL / L. POELL		997 GT3 Cup	2:57.720	7 9		141.9
2 997 J. ALBERT		997 GT3 Cup	2:57.948	5 9	+0.228 +0.228	141.7
3 961 E. VAN WIJNGAARDEN		997 GT3 Cup	2:58.275	10 10	+0.555 +0.327	141.4
4 922 H. VAN SPRONSEN		997 GT3 Cup	3:05.030	4 9	+7.310 +6.755	136.3
5 957 N. JAN STEEHOUWER		Cayman	3:07.400	9 9	+9.680 +2.370	134.5
6 969 A. BOSMAN		991 GT3 Cup				


CARS 40, 94 AND 986 - SOME LAP TIME DELETED DUE TO TRACK LIMITS

Published at:

Track Status: **WET**

Stewards:


Timekeeper:



ACNN
SPA EURO RACE
QUALIFYING

Best Sector Times

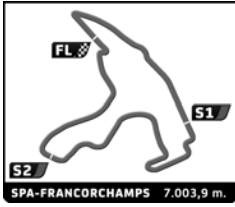
SECTOR 1			SECTOR 2			SECTOR 3			Pos	Team	Cl	Ideal Lap	Best Lap
Pos	Driver	Time	Driver	Time	Driver	Time							
1	980 A.POELL	46.991	961 E.VAN WIJNGAARDEN	1:23.917	980 A.POELL	44.893	1	961	RS	2:56.956	2:58.275	(3)	
2	997 J.ALBERT	47.369	997 J.ALBERT	1:24.761	997 J.ALBERT	45.115	2	980	RS	2:57.093	2:57.720	(1)	
3	961 E.VAN WIJNGAARDEN	47.870	980 A.POELL	1:25.209	961 E.VAN WIJNGAARDEN	45.169	3	997	RS	2:57.245	2:57.948	(2)	
4	922 H.VAN SPRONSEN	49.795	98 J.HOEKSTRA	1:26.069	134 BIJZITTER	46.989	4	134	DTC1	3:04.302	3:04.406	(4)	
5	134 BIJZITTER	50.471	61 M.WEERING	1:26.158	124 J.VAN LEEUWEN	47.095	5	922	RS	3:04.322	3:05.030	(6)	
6	176 S.JANSEN	50.490	957 N.JAN STEEHOUWER	1:26.168	61 M.WEERING	47.505	6	957	RS	3:06.205	3:07.400	(9)	
7	957 N.JAN STEEHOUWER	51.401	81 B.BLAAK	1:26.329	82 H.SIJTSMA	47.821	7	61	ZIL	3:06.270	3:06.856	(7)	
8	901 R.SULMA	52.255	82 H.SIJTSMA	1:26.359	922 H.VAN SPRONSEN	47.848	8	176	DTC1	3:06.775	3:06.938	(8)	
9	61 M.WEERING	52.607	50 J.VOS	1:26.362	176 S.JANSEN	48.189	9	82	ZIL	3:07.054	3:07.784	(12)	
10	77 E.GEERTS	52.758	77 E.GEERTS	1:26.365	901 R.SULMA	48.289	10	77	ZIL	3:07.518	3:07.518	(10)	
11	82 H.SIJTSMA	52.874	922 H.VAN SPRONSEN	1:26.679	185 J.WIBIER	48.290	11	901	GT	3:08.014	3:08.060	(13)	
12	989 H.VAN NOREL	53.013	989 H.VAN NOREL	1:26.792	98 J.HOEKSTRA	48.362	12	98	ZIL	3:08.350	3:09.056	(15)	
13	7 J.DEN HOLLANDER	53.325	134 BIJZITTER	1:26.842	77 E.GEERTS	48.395	13	989	GT	3:08.375	3:08.375	(14)	
14	265 G.BARTELS	53.445	7 J.DEN HOLLANDER	1:27.177	7 J.DEN HOLLANDER	48.528	14	7	ZIL	3:09.030	3:09.448	(16)	
15	81 B.BLAAK	53.630	901 R.SULMA	1:27.470	989 H.VAN NOREL	48.570	15	81	ZIL	3:09.047	3:09.460	(17)	
16	69 J.DRENTH	53.652	69 J.DRENTH	1:27.535	957 N.JAN STEEHOUWER	48.636	16	69	ZIL	3:10.178	3:11.753	(19)	
17	98 J.HOEKSTRA	53.919	176 S.JANSEN	1:28.096	69 J.DRENTH	48.991	17	50	ZIL	3:10.211	3:11.620	(18)	
18	988 J.DE KOEKKOEK	54.424	993 E.HESP	1:28.100	50 J.VOS	49.049	18	265	DTC2	3:11.570	3:12.539	(20)	
19	94 C.BROEREN	54.499	4 D.OVERDUIN	1:28.539	81 B.BLAAK	49.088	19	94	ZIL	3:13.222	3:14.973	(24)	
20	50 J.VOS	54.800	265 G.BARTELS	1:28.788	265 G.BARTELS	49.337	20	4	ZIL	3:13.238	3:13.494	(21)	
21	4 D.OVERDUIN	54.870	94 C.BROEREN	1:28.948	94 C.BROEREN	49.775	21	993	GT	3:13.309	3:14.383	(23)	
22	993 E.HESP	54.900	988 J.DE KOEKKOEK	1:29.331	4 D.OVERDUIN	49.829	22	988	GT	3:14.305	3:14.314	(22)	
23	908 S.ROEST	55.190	908 S.ROEST	1:29.391	3 C.BERGSMASMA	49.888	23	908	944	3:15.071	3:15.324	(25)	
24	3 C.BERGSMASMA	56.256	969 A.BOSMAN	1:29.491	993 E.HESP	50.309	24	3	ZIL	3:16.611	3:16.737	(27)	
25	9 D.VAN DER SPEK	56.269	3 C.BERGSMASMA	1:30.467	983 L.MARTIN	50.339	25	9	OOPE	3:19.608	3:19.890	(29)	
26	411 R.SLUITER	56.928	49 S.STIKSMA	1:31.527	908 S.ROEST	50.490	26	49	OOPE	3:20.517	3:20.517	(30)	
27	49 S.STIKSMA	56.959	9 D.VAN DER SPEK	1:32.045	988 J.DE KOEKKOEK	50.550	27	29	OOPE	3:21.973	3:21.973	(31)	
28	29 G.LAND	57.083	411 R.SLUITER	1:32.412	9 D.VAN DER SPEK	51.294	28	411	Boxster	3:22.357	3:23.180	(33)	
29	38 A.WIEGERS	57.273	29 G.LAND	1:32.692	49 S.STIKSMA	52.031	29	40	OOPE	3:22.465	3:22.954	(32)	
30	40 G.LEKKERKERKER	57.361	40 G.LEKKERKERKER	1:33.015	40 G.LEKKERKERKER	52.089	30	38	OOPE	3:24.359	3:24.880	(34)	
31	74 P.CASPERS	58.585	38 A.WIEGERS	1:34.480	29 G.LAND	52.198	31	74	OOPE	3:28.864	3:29.288	(36)	
32	44 R.ACKERMANN	58.688	74 P.CASPERS	1:36.217	38 A.WIEGERS	52.606	32	44	OOPE	3:29.383	3:29.383	(37)	
33	47 M.SCHUTTE	58.975	44 R.ACKERMANN	1:37.322	411 R.SLUITER	53.017	33	39	OOPE	3:33.043	3:33.043	(38)	
34	39 T.VAN BAAST	59.041	919 R.NOOIJ	1:38.115	44 R.ACKERMANN	53.373	34	21	OOPE	3:33.405	3:33.405	(40)	
35	21 H.JENSMA	1:00.153	986 A.JONKMAN	1:38.224	8 P.KROEZE	53.459	35	47	OOPE	3:34.158	3:36.620	(42)	
36	67 R.TERVELDE	1:00.909	21 H.JENSMA	1:38.547	74 P.CASPERS	54.062	36	919	944	3:34.608	3:34.868	(41)	
37	994 J.ROZENDAAL	1:01.165	994 J.ROZENDAAL	1:38.839	39 T.VAN BAAST	54.113	37	67	OOPE	3:35.036	3:33.072	(39)	
38	23 H.VAN NORDEN	1:01.178	23 H.VAN NORDEN	1:38.988	67 R.TERVELDE	54.636	38	994	944	3:35.628	3:36.670	(43)	
39	930 H.HAVIK	1:01.214	67 R.TERVELDE	1:39.491	21 H.JENSMA	54.705	39	986	Boxster	3:36.164	3:40.083	(48)	
40	919 R.NOOIJ	1:01.272	963 P.TER BURG	1:39.862	919 R.NOOIJ	55.221	40	23	OOPE	3:36.809	3:36.809	(45)	
41	986 A.JONKMAN	1:01.434	39 T.VAN BAAST	1:39.889	47 M.SCHUTTE	55.263	41	930	944	3:37.723	3:38.673	(46)	
42	953 J.VAN OOSTRUM	1:02.199	47 M.SCHUTTE	1:39.920	994 J.ROZENDAAL	55.624	42	963	944	3:38.262	3:41.653	(49)	
43	963 P.TER BURG	1:02.380	930 H.HAVIK	1:40.438	963 P.TER BURG	56.020	43	953	944	3:39.890	3:40.016	(47)	
44	926 R.VAN VLIET	1:02.754	982 N.GEELEN	1:41.048	930 H.HAVIK	56.071	44	982	Boxster	3:40.936	3:47.942	(52)	
45	982 N.GEELEN	1:03.445	953 J.VAN OOSTRUM	1:41.148	48 G.KALKHUIS	56.370	45	926	944	3:43.403	3:43.539	(50)	
46	12 M.VAN DIJK	1:04.460	926 R.VAN VLIET	1:43.525	982 N.GEELEN	56.443	46	12	OOPE	3:53.912	3:46.308	(51)	



ACNN SPA EURO RACE QUALIFYING

Best Top Speeds


Team	Car	Class	Top Speed Driver	Top 1		Top 2		Top 3		Top 4		Top 5		
				Kph	Lap	Kph	Lap	Kph	Lap	Kph	Lap	Kph	Lap	Avg
997	997 GT3 Cup	RS	J. ALBERT	217.3	6	214.3	5	206.9	4	206.5	7	201.1	8	209,2
980	997 GT3 Cup	RS	A. POELL	208.1	7	204.2	5	203.4	3	203.4	9	198.5	8	203,5
961	997 GT3 Cup	RS	E. VAN WIJNGAARDEN	205.3	7	200.7	9	194.2	6	180.0	10	179.7	8	192,0
82	Zilhouette	ZIL	H. SIJTSMA	203.4	7	196.4	4	192.5	3	192.5	5	190.8	6	195,1
77	Zilhouette	ZIL	E. GEERTS	203.0	9	197.8	5	197.8	6	197.4	8	196.0	2	198,4
989	Cayman S	GT	H. VAN NOREL	201.9	8	185.9	1	180.6	7	180.0	4	177.6	3	185,2
922	997 GT3 Cup	RS	H. VAN NOREL	200.0	4	198.5	9	186.9	8	185.2	7	175.6	3	189,2
7	Zilhouette	ZIL	J. DEN HOLLANDER	194.2	9	187.2	5	179.4	7	178.2	4	176.2	3	183,0
957	Cayman	RS	N. JAN STEHOUWER	194.2	9	187.5	5	185.6	4	179.1	3	177.6	2	184,8
61	Zilhouette	ZIL	M. WEERING	193.2	4	192.5	5	192.2	9	190.8	2	188.5	3	191,4
98	Zilhouette	ZIL	J. HOEKSTRA	192.5	9	191.8	8	184.0	5	181.8	6	169.5	4	183,9
993	968 WB-R	GT	E. HESP	192.5	9	192.2	4	186.2	6	170.3	1	169.8	3	182,2
69	Zilhouette	ZIL	J. DRENTH	192.2	8	187.8	5	181.8	7	179.7	6	179.4	3	184,2
81	Zilhouette	ZIL	B. BLAAK	190.8	8	189.8	7	183.7	5	183.4	4	177.3	3	185,0
134	Zilhouette M3	DTC1	BIJZITTER	190.1	9	186.2	2	182.7	5	179.7	4	179.4	7	183,6
9	BMW	OOPE	D. VAN DER SPEK	189.1	9	188.2	8	187.2	2	186.5	5	184.6	6	187,1
4	Zilhouette	ZIL	D. OVERDUIN	188.5	9	187.2	7	185.6	6	185.6	8	184.6	5	186,3
29	BMW	OOPE	G. LAND	186.9	6	179.4	7	178.2	8	174.5	5	170.3	4	177,9
988	Cayman S	GT	J. DE KOEKKOEK	186.9	8	181.8	7	180.0	6	174.5	3	169.0	9	178,4
40	BMW	OOPE	G. LEKKERKERKER	186.2	8	183.1	6	182.4	5	181.2	4	178.8	7	182,3
49	BMW	OOPE	S. STIKSMA	185.9	6	184.0	8	181.5	4	180.0	9	178.8	5	182,0
176	BMW 3 GTR	DTC1	S. JANSEN	184.3	8	182.7	7	181.8	4	179.1	5	172.5	6	180,1
50	Zilhouette	ZIL	J. VOS	182.4	8	179.1	9	177.9	4	175.0	3	166.2	5	176,1
94	Zilhouette	ZIL	C. BROEREN	180.0	3	180.0	7	179.7	8	175.9	4	174.8	2	178,1
901	Cayman GT	GT	R. SULMA	178.5	8	175.6	9	170.9	6	166.2	4	162.9	7	170,8
38	BMW	OOPE	A. WIEGERS	177.6	6	172.2	8	168.5	7	167.2	5	160.2	3	169,1
265	BMW Z3	DTC2	G. BARTELS	176.2	8	175.6	7	171.7	5	169.8	4	160.7	3	170,8
23	BMW	OOPE	H. VAN NORDEN	175.0	3	156.5	6	150.2	8	140.8	4	138.1	1	152,1
919	944	944	R. NOOIJ	175.0	7	164.1	8	162.7	3	161.2	5	160.5	1	164,7
411	Boxster	Boxster	R. SLUITER	174.5	5	169.3	6	169.3	7	167.2	3	164.1	4	168,9
908	944	944	S. ROEST	172.8	9	172.5	8	172.0	3	171.4	7	170.1	6	171,8
930	944	944	H. HAVIK	170.3	3	169.0	6	159.1	7	153.2	8	147.5	1	159,8
39	BMW R	OOPE	T. VAN BAAST	170.1	5	158.6	7	149.6	6	146.3	4	143.4	3	153,6
3	Zilhouette	ZIL	C. BERGSMA	169.3	8	164.4	5	164.1	3	162.9	7	161.4	4	164,4
44	BMW	OOPE	R. ...	168.7	8	161.7	6	128.9	1	86.5	2			136,5
74	BMW R	OOPE	P. CASPERS	168.7	8	166.4	6	142.1	7	89.9	2			141,8
963	944	944	P. TER BURG	166.9	6	160.5	3	155.4	7	153.6	4	152.8	5	157,8
47	BMW R	OOPE	M. SCHUTTE	165.4	6	161.9	3	157.2	7	153.0	4	151.9	5	157,9
21	BMW R	OOPE	H. JENSMA	161.2	8	158.8	7	151.9	3	150.6	5	147.5	6	154,0
994	944	944	J. ROZENDAAL	161.2	5	161.2	7	157.7	6	152.3	4	151.9	3	156,9
67	BMW R	OOPE	R. TERVELDE	159.3	6	156.5	5	127.7	4					147,8
926	944	944	R. VAN VLIET	158.6	8	156.5	6	150.0	5	148.1	3	146.9	4	152,0
982	Boxster	Boxster	N. GEELLEN	153.4	7	152.5	5	144.2	4	139.7	6	138.6	3	145,7
986	Boxster	Boxster	A. JONKMAN	152.8	1	149.2	7	147.1	8	137.1	6	130.8	5	143,4
953	944	944	J. VAN OOSTRUM	144.0	7	139.9	5	139.5	8	137.1	6	130.6	4	138,2
12	BMW R	OOPE	M. VAN DIJK	133.8	4	130.8	1	111.8	2					125,5
8	BMW	OOPE	P. KROEZE	107.8	1									107,8
43	BMW	OOPE												
48	BMW R	OOPE	G. KALKHUIS											
92	Zilhouette	ZIL												
96	Zilhouette	ZIL	M. VAN DER LYKE											



ACNN
SPA EURO RACE
QUALIFYING

Best Top Speeds


Team	Car	Class	Top Speed Driver	Top 1		Top 2		Top 3		Top 4		Top 5	
				Kph	Lap	Kph	Lap	Kph	Lap	Kph	Lap	Kph	Lap
124	BMW 3 GTR	DTC1	J. VAN LEEUWEN										
185	Porsche GT3	DTC1	J. WIBIER										
929	944	944	P. MOERMAN										
969	991 GT3 Cup	RS											
983	Boxster S	GT	L. MARTIN										



ACNN
SPA EURO RACE
QUALIFYING

Fastest Lap Sequence

Practice Time	Team	Car	Class	Driver	Time	Kph	
18:19.564	96	Zilhouette	ZIL	Marcel VAN DER LYKE	14:50.807	28.3	2
20:19.794	134	Zilhouette M3	DTC1	BIJZITTER	3:07.049	134.8	4
20:28.520	61	Zilhouette	ZIL	Max WEERING	3:06.925	134.9	4
20:35.691	961	997 GT3 Cup	RS	Edwin VAN WIJNGAARDEN	3:00.926	139.4	4
21:08.833	997	997 GT3 Cup	RS	Jurgen ALBERT	2:59.941	140.1	4
24:06.781	997	997 GT3 Cup	RS	Jurgen ALBERT	2:57.948	141.7	5
32:19.837	980	997 GT3 Cup	RS	Anton POELL	2:57.720	141.9	7




ACNN SPA EURO RACE QUALIFYING

Sector Analysis

Personal Best Session Best B Crossing the finish line in pit lane

Lap	D	Time	Sector 1	Sector 2	Sector 3	T. Spd	Elapsed	Lap	D	Time	Sector 1	Sector 2	Sector 3	T. Spd	Elapsed				
3	Zilhouette ZIL							9	1	3:26.724	56.455	1:36.944	53.325	189.1	37:53.330				
	1. Carly BERGSMA							12	BMW R OOPE										
	2. Niels KOOL								1. Maurice VAN DIJK										
	1	1	4:12.394	1:40.204	1:35.795	56.395	155.2		4:12.394	1	1	4:55.140	1:55.159	1:51.957	1:08.024	130.8	4:55.140		
	2	1	5:41.951	B	1:22.976	1:59.056	2:19.919		110.2	9:54.345	2	1	6:03.062	B	2:27.105	1:58.095	1:37.862	111.8	10:58.202
	3	1	8:29.807	5:57.746	1:36.460	55.601	164.1		18:24.151	3	1	7:55.260	59.637					18:53.461	
	4	1	3:23.097	57.476	1:33.158	52.463	161.4		21:47.248	4	1	3:54.504	1:04.460	1:50.985	59.059	133.8	22:47.965		
	5	1	3:37.469	B	57.034	1:32.459	1:07.976		164.4	25:24.717	5	1	3:47.170	58.665				26:35.135	
	6	1	4:41.850	2:20.826	1:30.467	50.557	161.2		30:06.567	6	1	3:46.308	58.467				30:21.443		
7	1	3:18.535	56.256	1:31.515	50.764	162.9	33:25.102		7	1	3:52.111	1:03.507				34:13.554			
8	1	3:16.737	56.348	1:30.501	49.888	169.3	36:41.839	8	1	3:46.784	1:00.236				38:00.338				
4	Zilhouette ZIL							21	BMW R OOPE										
	1. Daniel OVERDUIN								1. Harm JENSMA										
	1	1	3:45.405	1:16.489	1:36.195	52.721	131.9		3:45.405	1	1	4:52.375	2:03.835	1:46.348	1:02.192	122.7	4:52.375		
	2	1	5:10.075	B	1:07.362	1:48.784	2:13.929		101.7	8:55.480	2	1	7:03.205	B	2:46.552	2:14.858	2:01.795	92.7	11:55.580
	3	1	8:53.562	6:30.258	1:32.003	51.301	181.8		17:49.041	3	1	6:59.191	4:19.509	1:41.045	58.637	151.9	18:54.770		
	4	1	3:17.385	55.925	1:30.569	50.891	183.7		21:06.426	4	1	3:44.940	1:03.580	1:44.169	57.191	135.5	22:39.710		
	5	1	3:14.860	55.644	1:29.387	49.829	184.6		24:21.286	5	1	3:39.255	1:01.815	1:40.536	56.904	150.6	26:18.965		
	6	1	3:14.600	55.104	1:29.072	50.424	185.6		27:35.886	6	1	3:37.397	1:01.216	1:39.728	56.453	147.5	29:56.362		
	7	1	3:13.494	54.978	1:28.539	49.977	187.2		30:49.380	7	1	3:36.168	1:01.707	1:39.429	55.032	158.8	33:32.530		
8	1	3:15.946	54.870	1:29.518	51.558	185.6	34:05.326	8	1	3:33.405	1:00.153	1:38.547	54.705	161.2	37:05.935				
9	1	3:13.961	55.116	1:28.731	50.114	188.5	37:19.287												
7	Zilhouette ZIL							23	BMW OOPE										
	1. John DEN HOLLANDER								1. Henri VAN NORDEN										
	2. Roland VAN HIERDEN								2. Roland VAN HIERDEN										
	1	1	3:22.140	55.188	1:32.674	54.278	156.7		3:22.140	1	1	3:54.925	1:04.372	1:43.085	1:07.468	138.1	3:54.925		
	2	1	4:39.724	B	58.087	1:56.501	1:45.136		164.1	8:01.864	2	1	5:34.167	B	1:19.221	1:53.746	2:21.200	122.4	9:29.092
	3	1	9:26.936	7:07.322	1:30.619	48.995	176.2		17:28.799	3	1	8:59.431	6:17.308	1:43.684	58.439	175.0	18:28.522		
	4	1	3:12.159	54.020	1:29.175	48.964	178.2		20:40.958	4	1	3:49.663	1:04.413	1:45.057	1:00.193	140.8	22:18.185		
	5	1	3:10.710	53.325	1:28.027	49.358	187.2		23:51.668	5	1	3:42.214	59.266				26:00.399		
	6	1	3:36.753	B	58.727	1:29.119	1:08.907		166.9	27:28.421	6	1	3:40.284	1:01.258	1:41.574	57.452	156.5	29:40.683	
7	1	4:27.513	2:08.243	1:28.616	50.654	179.4	31:55.934	7	1	3:46.591	58.376				33:27.274				
8	1	3:11.054	53.952	1:28.257	48.845	174.8	35:06.988	8	1	3:36.809	1:01.178	1:38.988	56.643	150.2	37:04.083				
9	1	3:09.448	53.743	1:27.177	48.528	194.2	38:16.436												
8	BMW OOPE							29	BMW OOPE										
	1. Patrick KROEZE								1. Gerrit LAND										
	2. Johan LAND								2. Johan LAND										
	1	1	5:50.036	2:10.456	2:01.274	1:38.306	107.8		5:50.036	1	1	4:23.550	1:34.156	1:39.766	1:09.628	157.7	4:23.550		
	2	1	6:58.745	B		2:36.309			12:48.781	2	1	10:44.037	B	4:00.460	1:51.971	4:51.606	116.0	15:07.586	
	3	1	7:09.468			56.810			19:58.248	3	1	3:57.817	1:28.123	1:34.324	55.370	165.9	19:05.403		
	4	1	3:34.326			54.805			23:32.574	4	1	3:28.801	58.802	1:35.979	54.020	170.3	22:34.204		
	5	1	3:34.121			56.773			27:06.695	5	1	3:24.875	58.342	1:33.903	52.630	174.5	25:59.079		
	6	1	3:28.305			53.459			30:35.000	6	1	3:23.778	57.735	1:32.823	53.220	186.9	29:22.857		
7	1	3:33.202			56.894		34:08.202	7	1	3:22.945	57.233	1:32.900	52.812	179.4	32:45.802				
8	1	3:30.081			55.042		37:38.283	8	1	3:21.973	57.083	1:32.692	52.198	178.2	36:07.775				
9	BMW OOPE							38	BMW OOPE										
	1. Dimitri VAN DER SPEK								1. Auke WIEGERS										
	2. Daniel MEENDERING								2. Daniel MEENDERING										
	1	1	3:19.014	51.866	1:34.689	52.459	176.5		3:19.014	1	1	5:03.543	2:17.935	1:39.315	1:06.293	148.8	5:03.543		
	2	1	4:36.305	B	57.600	1:50.558	1:48.147		187.2	7:55.319	2	1	6:05.155	B	2:21.778	1:56.996	1:46.381	108.9	11:08.698
	3	1	9:39.412	7:13.734	1:33.416	52.262	184.3		17:34.730	3	1	7:25.845	4:56.472	1:35.463	53.910	160.2	18:34.542		
	4	1	3:22.786	57.279	1:33.656	51.851	165.6		20:57.516	4	1	3:26.316	59.167	1:34.543	52.606	157.4	22:00.858		
	5	1	3:20.992	56.722	1:32.976	51.294	186.5		24:18.508	5	1	3:27.022	59.204	1:35.106	52.712	167.2	25:27.880		
	6	1	3:23.255	56.425	1:34.776	52.054	184.6		27:41.763	6	1	3:25.291	57.908	1:34.604	52.779	177.6	28:53.171		
7	1	3:24.953	57.979	1:34.742	52.232	180.3	31:06.716	7	1	3:24.880	57.273	1:34.480	53.127	168.5	32:18.051				
8	1	3:19.890	56.269	1:32.045	51.576	188.2	34:26.606	8	1	3:28.421	58.030	1:36.761	53.630	172.2	35:46.472				




ACNN SPA EURO RACE QUALIFYING

Sector Analysis

Personal Best Session Best B Crossing the finish line in pit lane

Lap	D	Time	Sector 1	Sector 2	Sector 3	T. Spd	Elapsed	Lap	D	Time	Sector 1	Sector 2	Sector 3	T. Spd	Elapsed	
39		1.Twan VAN BAAST BMW R OOPE 2.Jur VISSER							49		1.Sjoerd STIKSMA BMW OOPE					
1	1	4:59.369	2:04.771	1:47.934	1:06.664	113.4	4:59.369	1	1	3:21.235	49.363	1:36.908	54.964	170.1	3:21.235	
2	1	10:30.045 B	3:47.054	2:00.965	4:42.026	109.5	15:29.413	2	1	4:47.956 B	58.975	1:58.854	1:50.127	158.1	8:09.191	
3	1	4:32.446	1:56.528	1:40.046	55.872	143.4	20:01.859	3	1	9:34.801	7:06.355	1:35.402	53.044	166.2	17:43.991	
4	1	3:33.043	59.041	1:39.889	54.113	146.3	23:34.902	4	1	3:25.338	58.146	1:33.476	53.716	181.5	21:09.329	
5	1	3:46.101 B	59.092	1:40.160	1:06.849	170.1	27:21.003	5	1	3:25.030	58.580	1:34.235	52.215	178.8	24:34.359	
6	1	4:54.637	2:17.229	1:40.824	56.584	149.6	32:15.640	6	1	3:22.224	57.026	1:33.021	52.177	185.9	27:56.583	
7	1	3:38.293	1:00.264	1:41.761	56.268	158.6	35:53.933	7	1	3:22.543	57.560	1:32.758	52.225	177.0	31:19.126	
40		1.Gerald LEKKERKERKER BMW OOPE							50		1.Jan VOS Zilhouette ZIL 2.Joyce VOS					
1	1	3:18.281	46.964	1:36.565	54.752	147.5	3:18.281	1	1	3:21.901	54.325	1:32.664	54.912	152.1	3:21.901	
2	1	4:41.209 B	1:00.351	1:57.485	1:43.373	161.9	7:59.490	2	1	4:53.789 B	58.814	2:00.473	1:54.502	146.9	8:15.690	
3	1	9:43.176	7:14.347	1:35.101	53.728	171.2	17:42.665	3	1	9:19.724	6:54.532	1:33.022	52.170	175.0	17:35.413	
4	1	3:25.510	58.541	1:33.722	53.247	181.2	21:08.175	4	1	3:16.853	56.460	1:28.851	51.542	177.9	20:52.266	
5	1	3:24.688	58.458	1:33.657	52.573	182.4	24:32.863	5	1	3:14.145	55.070	1:28.650	50.425	166.2	24:06.411	
6	1	3:23.210	57.752	1:33.329	52.129	183.1	27:56.073	6	1	3:15.630	55.398	1:29.950	50.282	163.1	27:22.041	
7	1	3:26.226	57.826	1:34.933	53.467	178.8	31:22.299	7	1	3:15.495	56.830	1:28.503	50.162	163.9	30:37.536	
8	1	3:22.817	57.482	1:33.246	52.089	186.2	34:45.116	8	1	3:12.115	54.800	1:28.266	49.049	182.4	33:49.651	
9	1	3:22.954	57.361	1:33.015	52.578	178.8	38:08.070	9	1	3:11.620	55.086	1:26.362	50.172	179.1	37:01.271	
44		1.Robert ACKERMANN BMW OOPE							61		1.Max WEERING Zilhouette ZIL					
1	1	5:22.718	2:20.359	1:43.086	1:19.273	128.9	5:22.718	1	1	3:19.764	1:02.345	1:26.702	50.717	174.5	3:19.764	
2	1	6:37.208 B	2:17.618	2:14.044	2:05.546	86.5	11:59.926	2	1	4:32.508 B	53.596	1:49.255	1:49.657	190.8	7:52.272	
3	1	6:57.098			56.707		18:57.023	3	1	9:29.324	7:13.925	1:26.370	49.029	188.5	17:21.595	
4	1	3:37.482			55.037		22:34.505	4	1	3:06.925	52.852	1:26.158	47.915	193.2	20:28.520	
5	1	3:29.586			53.741		26:04.091	5	1	3:08.475	52.705	1:26.717	49.053	192.5	23:36.995	
6	1	3:29.383	58.688	1:37.322	53.373	161.7	29:33.474	6	1	3:09.412	53.669	1:27.506	48.237	185.9	26:46.407	
7	1	3:37.968			54.208		33:11.442	7	1	3:07.349	53.406	1:26.343	47.600	187.5	29:53.756	
8	1	3:33.065	59.230	1:37.998	55.837	168.7	36:44.507	8	1	3:07.744	52.607	1:26.987	48.150	187.8	33:01.500	
47		1.Mick SCHUTTE BMW R OOPE							67		1.Richard TERVELDE BMW R OOPE 2.Markus TERVELDE					
1	1	5:08.212	2:11.552	1:45.301	1:11.359	111.2	5:08.212	1	1	5:02.695			1:08.848		5:02.695	
2	1	10:26.398 B	3:47.154	2:07.331	4:31.913	88.2	15:34.609	2	1	6:03.791 B			1:44.802		11:06.486	
3	1	4:24.574	1:47.341	1:40.692	56.541	161.9	19:59.183	3	1	7:47.866			59.311		18:54.351	
4	1	3:36.620	1:00.585	1:39.920	56.115	153.0	23:35.803	4	1	3:47.427	1:04.428	1:46.598	56.401	127.7	22:41.778	
5	1	3:40.965	1:03.233	1:42.469	55.263	151.9	27:16.768	5	1	3:39.213	1:01.462	1:41.172	56.579	156.5	26:20.991	
6	1	3:54.243	58.975	1:58.393	56.875	165.4	31:11.011	6	1	3:35.564	1:00.909	1:39.491	55.164	159.3	29:56.555	
7	1	3:45.822	1:00.486	1:47.792	57.544	157.2	34:56.833	7	1	3:33.939			54.636		33:30.494	
8	1	3:57.919 B	1:00.179	1:41.371	1:16.369	149.6	38:54.752	8	1	3:33.072			55.503		37:03.566	
48		1.Guido KALKHUIS BMW R OOPE							69		1.Jan Berry DRENTHE Zilhouette ZIL					
1	1	5:24.338			1:22.589		5:24.338	1	1	3:54.204	1:22.000	1:34.250	57.954	156.7	3:54.204	
2	1	6:45.312 B			2:09.414		12:09.650	2	1	5:21.567 B	1:13.494	1:56.156	2:11.917	123.6	9:15.771	
3	1	6:59.727			1:02.297		19:09.376	3	1	8:40.877	6:20.380	1:30.107	50.390	179.4	17:56.647	
4	1	3:46.097			59.084		22:55.473	4	1	3:13.752	55.326	1:28.703	49.723	175.9	21:10.399	
5	1	3:43.327			57.721		26:38.800	5	1	3:14.223	56.169	1:28.412	49.642	187.8	24:24.622	
6	1	3:45.665			57.616		30:24.465	6	1	3:13.399	55.005	1:29.215	49.179	179.7	27:38.021	
7	1	3:43.805			58.507		34:08.270	7	1	3:13.479	54.483	1:30.005	48.991	181.8	30:51.500	
8	1	3:36.699			56.370		37:44.969									




ACNN
SPA EURO RACE
QUALIFYING

Sector Analysis

■ Personal Best ■ Session Best ■ Crossing the finish line in pit lane

Lap	D	Time	Sector 1	Sector 2	Sector 3	T. Spd	Elapsed	Lap	D	Time	Sector 1	Sector 2	Sector 3	T. Spd	Elapsed
8	1	3:11.753	53.652	1:27.535	50.566	192.2	34:03.253	6	1	3:19.026	57.970	1:30.438	50.618	169.8	27:09.660
9	1	3:11.888	54.726	1:27.938	49.224	172.8	37:15.141	7	1	3:14.973	54.874	1:29.989	50.110	180.0	30:24.633
74 1.Patrick CASPERS 2.Erik MIK BMW R OOE								96 1.Marcel VAN DER LYKE Zilhouette ZIL							
1	1	5:20.907			1:21.742		5:20.907	1	1	3:28.758					3:28.758
2	1	6:44.248	2:23.236	2:14.832	2:06.180	89.9	12:05.155	2	1	14:50.807					18:19.564
3	1	6:51.620			59.248		18:56.774	3	1	3:22.419					21:41.983
4	1	3:40.932			55.687		22:37.706	4	1	3:30.334					25:12.317
5	1	3:32.080			55.334		26:09.786	5	1	3:19.892					28:32.209
6	1	3:32.391	59.754	1:36.217	56.420	166.4	29:42.177	6	1	3:27.416					31:59.625
7	1	3:36.622	1:03.002	1:38.976	54.644	142.1	33:18.799	7	1	3:27.354					35:26.979
8	1	3:29.288	58.585	1:36.641	54.062	168.7	36:48.087	8	1	3:19.010					38:45.989
77 1.Erik GEERTS Zilhouette ZIL								98 1.Jack HOEKSTRA Zilhouette ZIL							
1	1	3:19.051	55.920	1:31.270	51.861	165.9	3:19.051	1	1	3:10.587	49.722	1:30.139	50.726	161.9	3:10.587
2	1	4:31.455	54.086	1:49.003	1:48.366	196.0	7:50.506	2	1	4:30.673	55.461	1:51.543	1:43.669	166.2	7:41.260
3	1	9:34.623	7:11.961	1:32.139	50.523	174.8	17:25.128	3	1	9:33.896	7:16.085	1:28.476	49.335	167.2	17:15.155
4	1	3:13.229	54.996	1:28.409	49.824	187.8	20:38.357	4	1	3:10.571	55.286	1:26.505	48.780	169.5	20:25.726
5	1	3:10.413	53.738	1:27.898	48.777	197.8	23:48.770	5	1	3:11.245	54.649	1:26.169	50.427	184.0	23:36.971
6	1	3:14.304	53.834	1:30.667	49.803	197.8	27:03.074	6	1	3:11.286	56.000	1:26.924	48.362	181.8	26:48.257
7	1	3:09.760	52.973	1:27.701	49.086	185.9	30:12.834	7	1	3:10.901	53.919	1:27.359	49.623	163.6	29:59.158
8	1	3:10.951	52.872	1:29.562	48.517	197.4	33:23.785	8	1	3:11.889	54.187	1:27.552	50.150	191.8	33:11.047
9	1	3:07.518	52.758	1:26.365	48.395	203.0	36:31.303	9	1	3:09.056	53.943	1:26.069	49.044	192.5	36:20.103
81 1.Bernard BLAAK Zilhouette ZIL								124 1.J.P. VAN LEEUWEN BMW 3 GTR DTC1 2.Martin VAN LEEUWEN							
1	1	3:46.199	1:18.897	1:34.114	53.188	166.7	3:46.199	1	1	3:40.443			49.007		3:40.443
2	1	5:31.272	1:07.472	1:48.960	2:34.840	101.4	9:17.471	2	1	5:08.790			2:17.230		8:49.233
3	1	8:37.370	6:18.933	1:28.832	49.605	177.3	17:54.840	3	1	8:48.854			49.127		17:38.086
4	1	3:13.128	53.780	1:28.540	50.808	183.4	21:07.968	4	1	3:06.273			47.760		20:44.359
5	1	3:11.668	54.584	1:27.339	49.745	183.7	24:19.636	5	1	3:07.469			47.919		23:51.828
6	1	3:13.291	55.636	1:27.786	49.869	175.0	27:32.927	6	1	3:11.854			49.555		27:03.682
7	1	3:11.792	53.961	1:27.396	50.435	189.8	30:44.719	7	1	3:04.711			47.559		30:08.393
8	1	3:09.610	54.193	1:26.329	49.088	190.8	33:54.329	8	1	3:07.243			48.510		33:15.636
9	1	3:09.460	53.630	1:26.676	49.154	173.4	37:03.789	9	1	3:05.847			47.095		36:21.483
82 1.Henk SIJTSMA Zilhouette ZIL 2.Marcel SCHOONHOVEN								134 1. BIJZITTER Zilhouette M3 DTC1 2. VAN OOSTEN							
1	1	3:22.753	1:02.807	1:29.676	50.270	170.9	3:22.753	1	1	3:06.897	46.659	1:31.343	48.895	161.9	3:06.897
2	1	4:59.217	57.928	2:01.672	1:59.617	146.7	8:21.970	2	1	4:29.444	51.805	1:56.938	1:40.701	186.2	7:36.341
3	1	9:10.510	6:50.822	1:29.943	49.745	192.5	17:32.479	3	1	9:36.405	7:17.998	1:29.474	48.933	178.8	17:12.745
4	1	3:09.783	54.646	1:26.854	48.283	196.4	20:42.262	4	1	3:07.049	52.042	1:26.872	48.135	179.7	20:19.794
5	1	3:11.094	53.373	1:28.025	49.696	192.5	23:53.356	5	1	3:06.537	51.524	1:26.910	48.103	182.7	23:26.331
6	1	3:13.173	56.402	1:27.565	49.206	190.8	27:06.529	6	1	3:25.531	52.518	1:29.791	1:03.222	162.9	26:51.862
7	1	3:07.784	53.472	1:26.359	47.953	203.4	30:14.313	7	1	4:54.265	2:37.802	1:28.376	48.087	179.4	31:46.127
8	1	3:10.784	52.874	1:28.422	49.488	188.8	33:25.097	8	1	3:06.502	52.044	1:26.842	47.616	176.5	34:52.629
9	1	3:08.630	53.031	1:27.778	47.821	183.1	36:33.727	9	1	3:04.406	50.471	1:26.946	46.989	190.1	37:57.035
94 1.Carlo BROEREN Zilhouette ZIL								176 1.Sjef JANSEN BMW 3 GTR DTC1							
1	1	3:09.919	46.504	1:32.685	50.730	160.0	3:09.919	1	1	5:34.817	2:26.004	1:47.368	1:21.445	128.3	5:34.817
2	1	4:27.997	54.957	1:51.619	1:41.421	174.8	7:37.916	2	1	6:47.248	2:24.243	2:11.228	2:11.777	79.4	12:22.065
3	1	9:39.860	7:18.948	1:30.485	50.427	180.0	17:17.775	3	1	6:20.422	3:59.356	1:31.886	49.180	165.6	18:42.486
4	1	3:16.362	54.957	1:31.122	50.283	175.9	20:34.137								
5	1	3:16.497	55.922	1:30.800	49.775	169.0	23:50.634								



ACNN
SPA EURO RACE
QUALIFYING

Sector Analysis

Personal Best Session Best B Crossing the finish line in pit lane

Lap	D	Time	Sector 1	Sector 2	Sector 3	T. Spd	Elapsed	Lap	D	Time	Sector 1	Sector 2	Sector 3	T. Spd	Elapsed
4	1	3:10.556	51.918	1:29.881	48.757	181.8	21:53.042	4	1	3:18.345	56.140	1:30.562	51.643	165.6	21:09.549
5	1	3:07.881	51.029	1:28.287	48.565	179.1	25:00.923	5	1	3:29.079	57.191	1:37.698	54.190	163.4	24:38.628
6	1	3:07.868	51.284	1:28.395	48.189	172.5	28:08.791	6	1	3:18.276	57.615	1:29.391	51.270	170.1	27:56.904
7	1	3:10.570	51.699	1:28.258	50.613	182.7	31:19.361	7	1	3:17.019	56.854	1:29.675	50.490	171.4	31:13.923
8	1	3:06.938	50.490	1:28.096	48.352	184.3	34:26.299	8	1	3:16.769	55.574	1:30.047	51.148	172.5	34:30.692
9	1	3:09.751	52.188	1:29.107	48.456	169.8	37:36.050	9	1	3:15.324	55.190	1:29.448	50.686	172.8	37:46.016

185 1.Johannes WIBIER Porsche GT3 DTC1

1	1	4:03.909			54.793		4:03.909
2	1	5:29.978	B		2:23.568		9:33.887
3	1	10:07.192			1:00.254		19:41.078
4	1	3:17.775			49.174		22:58.853
5	1	3:17.191			51.231		26:16.044
6	1	3:13.668			49.190		29:29.712
7	1	3:07.540			48.290		32:37.252
8	1	3:10.195			49.224		35:47.447

265 1.Gijs BARTELS BMW Z3 DTC2

1	1	4:45.497	2:08.891	1:38.041	58.565	149.8	4:45.497	
2	1	10:40.009	B	3:58.746	2:01.896	4:39.367	109.0	15:25.505
3	1	3:51.171	1:27.681	1:32.424	51.066	160.7	19:16.676	
4	1	3:18.752	55.069	1:31.460	52.223	169.8	22:35.428	
5	1	3:20.216	56.194	1:31.528	52.494	171.7	25:55.644	
6	1	3:15.320	55.029	1:30.181	50.110	157.7	29:10.964	
7	1	3:12.539	54.414	1:28.788	49.337	175.6	32:23.503	
8	1	3:16.013	53.445	1:31.990	50.578	176.2	35:39.516	
9	1	4:03.486	B	1:01.046	1:43.723	1:18.717	131.4	39:43.002

411 1.Rudy SLUITER Boxster
2.Pascal PANDELAAR Boxster

1	1	3:20.356	50.542	1:33.711	56.103	157.2	3:20.356	
2	1	4:45.344	B	59.379	1:58.425	1:47.540	144.8	8:05.700
3	1	12:09.538	9:44.109	1:32.412	53.017	167.2	20:15.237	
4	1	3:23.180	56.928	1:32.681	53.571	164.1	23:38.417	
5	1	3:38.682	B	57.736	1:34.344	1:06.602	174.5	27:17.099
6	1	7:24.197	4:49.494	1:39.276	55.427	169.3	34:41.296	
7	1	3:34.400	1:00.187	1:39.084	55.129	169.3	38:15.696	

901 1.Robert SULMA Cayman GT GT

1	1	4:25.322	1:58.018	1:30.572	56.732	151.7	4:25.322	
2	1	10:46.034	B	4:03.162	2:12.122	4:30.750	118.8	15:11.355
3	1	3:50.117	1:30.199	1:29.753	50.165	160.2	19:01.472	
4	1	3:13.820	55.809	1:27.989	50.022	166.2	22:15.292	
5	1	3:12.344	53.875	1:28.919	49.550	162.2	25:27.636	
6	1	3:09.357	52.756	1:27.805	48.796	170.9	28:36.993	
7	1	3:10.811	53.152	1:28.828	48.831	162.9	31:47.804	
8	1	3:08.819	52.421	1:27.470	48.928	178.5	34:56.623	
9	1	3:08.060	52.255	1:27.516	48.289	175.6	38:04.683	

908 1.Sandor ROEST 944 944

1	1	3:51.451	1:20.422	1:34.806	56.223	156.1	3:51.451	
2	1	5:14.664	B	1:10.984	1:51.168	2:12.512	110.3	9:06.115
3	1	8:45.090	6:23.532	1:30.470	51.088	172.0	17:51.204	

919 1.Ruben NOOIJ 944 944

1	1	3:50.513	1:08.754	1:42.146	59.613	160.5	3:50.513	
2	1	5:20.421	B	1:15.405	1:56.937	2:08.079	121.8	9:10.934
3	1	9:05.163	6:26.209	1:41.688	57.266	162.7	18:16.096	
4	1	3:38.958	1:01.876	1:40.909	56.173	154.7	21:55.054	
5	1	3:38.369	1:02.196	1:39.957	56.216	161.2	25:33.423	
6	1	3:36.803	1:01.703	1:39.708	55.392	157.7	29:10.226	
7	1	3:35.672	1:01.408	1:39.043	55.221	175.0	32:45.898	
8	1	3:34.868	1:01.272	1:38.115	55.481	164.1	36:20.766	

922 1.Hans VAN SPRONSEN 997 GT3 Cup RS

1	1	3:47.345	1:21.040	1:32.689	53.616	142.7	3:47.345	
2	1	5:11.781	B	1:07.650	1:49.626	2:14.505	102.4	8:59.126
3	1	8:46.347	6:26.678	1:31.170	48.499	175.6	17:45.472	
4	1	3:05.030	50.441	1:26.741	47.848	200.0	20:50.502	
5	1	3:13.267	50.542	1:27.392	55.333	173.1	24:03.769	
6	1	3:33.255	B	55.882	1:33.554	1:03.819	175.6	27:37.024
7	1	4:40.898	2:21.108	1:29.332	50.458	185.2	32:17.922	
8	1	3:05.592	50.587	1:26.679	48.326	186.9	35:23.514	
9	1	3:09.736	49.795	1:29.266	50.675	198.5	38:33.250	

926 1.Ronald VAN VLIET 944 944


1	1	4:28.750	1:42.820	1:43.808	1:02.122	141.5	4:28.750	
2	1	10:45.466	B	4:00.827	2:11.958	4:32.681	113.6	15:14.215
3	1	4:16.259	1:29.750	1:46.621	59.888	148.1	19:30.474	
4	1	3:48.513	1:04.911	1:45.064	58.538	146.9	23:18.987	
5	1	4:17.301	1:33.937	1:44.568	58.796	150.0	27:36.288	
6	1	3:46.049	1:04.370	1:43.525	58.154	156.5	31:22.337	
7	1	3:43.539			57.124		35:05.876	
8	1	3:52.178	1:02.754	1:49.763	59.661	158.6	38:58.054	

929 1.Paul MOERMAN 944 944

1	1	5:27.726			1:26.230		5:27.726
2	1	6:47.954	B		2:13.550		12:15.680
3	1	7:23.346			1:06.404		19:39.025
4	1	4:10.810			1:04.287		23:49.835
5	1	4:06.005			1:02.764		27:55.840
6	1	4:01.905			1:03.810		31:57.745
7	1	4:03.482			1:02.968		36:01.227

930 1.Huib HAVIK 944 944

1	1	3:54.434	1:08.384	1:44.308	1:01.742	147.5	3:54.434	
2	1	5:25.265	B	1:16.951	1:53.587	2:14.727	116.1	9:19.699
3	1	9:12.391	6:21.528	1:53.031	57.832	170.3	18:32.089	
4	1	3:43.965	1:02.852	1:43.505	57.608	138.8	22:16.054	




ACNN
SPA EURO RACE
QUALIFYING

Sector Analysis

■ Personal Best ■ Session Best B Crossing the finish line in pit lane

Lap	D	Time	Sector 1	Sector 2	Sector 3	T. Spd	Elapsed	Lap	D	Time	Sector 1	Sector 2	Sector 3	T. Spd	Elapsed							
5	1	3:39.961	1:02.442	1:40.535	56.984	146.3	25:56.015	5	1	3:04.747	47.925	1:26.293	50.529	204.2	26:18.690							
6	1	3:38.733	1:01.549	1:40.514	56.670	169.0	29:34.748	6	1	3:03.427	49.314	1:28.721	45.392	177.9	29:22.117							
7	1	3:38.673	1:01.214	1:40.438	57.021	159.1	33:13.421	7	1	2:57.720	47.326	1:25.209	45.185	208.1	32:19.837							
8	1	3:40.769	1:03.464	1:41.234	56.071	153.2	36:54.190	8	1	3:07.046	52.055	1:27.534	47.457	198.5	35:26.883							
953 1. Job VAN OOSTRUM 944								982 1. Nick GEELLEN Boxster Boxster														
1	1	4:03.093	1:14.372	1:46.839	1:01.882	123.0	4:03.093	1	1	4:43.234	1:51.912	1:45.788	1:05.534	122.4	4:43.234							
2	1	6:47.492 B	1:21.676	1:55.876	3:29.940	100.4	10:50.585	2	1	10:39.303 B	3:58.194	2:03.355	4:37.754	107.9	15:22.536							
3	1	7:51.027	5:11.074	1:41.199	58.754	123.6	18:41.611	3	1	4:15.305	1:30.947	1:45.199	59.159	138.6	19:37.841							
4	1	3:41.722	1:02.771	1:41.249	57.702	130.6	22:23.333	4	1	3:47.942	1:03.445	1:45.490	59.007	144.2	23:25.783							
5	1	3:56.580	1:02.199	1:55.520	58.861	139.9	26:19.913	5	1	3:50.631	1:04.128	1:45.703	1:00.800	152.5	27:16.414							
6	1	3:40.016	1:02.296	1:41.177	56.543	137.1	29:59.929	6	1	3:59.459 B	1:03.834	1:45.878	1:09.747	139.7	31:15.873							
7	1	3:44.107	1:04.354	1:42.467	57.286	144.0	33:44.036	7	1	6:11.313	3:33.822	1:41.048	56.443	153.4	37:27.186							
8	1	3:40.942	1:03.110	1:41.148	56.684	139.5	37:24.978	983 1. Lucas MARTIN Boxster S GT														
957 1. Niek JAN STEEHOUSER Cayman RS								1. Lucas MARTIN Boxster S GT														
1	1	3:15.890	53.580	1:30.998	51.312	161.2	3:15.890	1	1	4:30.210			1:00.103		4:30.210							
2	1	4:31.278 B	51.754	1:52.892	1:46.632	177.6	7:47.168	2	1	10:46.075 B			4:33.361		15:16.284							
3	1	9:36.567	7:14.486	1:30.248	51.833	179.1	17:23.734	3	1	3:53.119			52.630		19:09.403							
4	1	3:07.428	52.301	1:26.491	48.636	185.6	20:31.162	4	1	3:25.398			53.873		22:34.801							
5	1	3:08.219	52.400	1:26.168	49.651	187.5	23:39.381	5	1	3:19.537			51.710		25:54.338							
6	1	3:41.689	1:05.296	1:41.035	55.358	152.1	27:21.070	6	1	3:15.949			50.339		29:10.287							
7	1	3:15.295	55.472	1:29.739	50.084	167.4	30:36.365	7	1	3:17.897			50.699		32:28.184							
8	1	3:12.010	55.205	1:27.953	48.852	177.6	33:48.375	8	1	3:38.660 B			1:07.373		36:06.844							
9	1	3:07.400	51.401	1:26.333	49.666	194.2	36:55.775	986 1. Albert JONKMAN Boxster Boxster														
961 1. Edwin VAN WIJNGAARDE 997 GT3 Cup RS								1. Albert JONKMAN Boxster Boxster														
1	1	3:38.722	1:15.472	1:35.421	47.829	109.9	3:38.722	1	1	4:11.911	1:26.129	1:41.493	1:04.289	152.8	4:11.911							
2	1	5:06.357 B	51.014	1:59.384	2:15.959	145.0	8:45.079	2	1	5:38.607 B	1:22.680	1:59.246	2:16.681	99.9	9:50.518							
3	1	8:49.687	6:29.906	1:28.662	51.119	161.2	17:34.765	3	1	8:49.876	6:07.975	1:43.521	58.380	129.8	18:40.393							
4	1	3:00.926	49.076	1:26.026	45.824	170.1	20:35.691	4	1	3:40.512	1:02.499	1:40.348	57.665	121.3	22:20.905							
5	1	3:02.367	49.142	1:25.483	47.742	179.1	23:38.058	5	1	3:40.426	1:01.601	1:40.424	58.401	130.8	26:01.331							
6	1	3:00.327	50.507	1:24.156	45.664	194.2	26:38.385	6	1	3:40.083	1:02.353	1:40.653	57.077	137.1	29:41.414							
7	1	3:01.072	48.913	1:25.583	46.576	205.3	29:39.457	7	1	3:41.703	1:03.284	1:41.502	56.917	149.2	33:23.117							
8	1	2:58.922	49.602	1:23.917	45.403	179.7	32:38.379	8	1	3:36.164	1:01.434	1:38.224	56.506	147.1	36:59.281							
9	1	2:59.943	48.138	1:26.636	45.169	200.7	35:38.322	988 1. Jan-Wim DE KOEKKOEK Cayman S GT														
10	1	2:58.275	47.870	1:24.698	45.707	180.0	38:36.597	1. Jan-Wim DE KOEKKOEK Cayman S GT														
963 1. Pijke TER BURG 944								1. Jan-Wim DE KOEKKOEK Cayman S GT														
1	1	3:56.125	1:07.085	1:44.868	1:04.172	152.1	3:56.125	1	1	4:06.163	1:32.065	1:38.136	55.962	162.7	4:06.163							
2	1	5:27.723 B	1:16.680	1:53.057	2:17.986	120.9	9:23.848	2	1	5:32.556 B	1:16.502	1:52.393	2:23.661	107.9	9:38.719							
3	1	8:59.565	6:20.609	1:41.427	57.529	160.5	18:23.412	3	1	8:37.532	6:12.793	1:33.332	51.407	174.5	18:16.250							
4	1	3:41.653	1:03.739	1:40.723	57.191	153.6	22:05.065	4	1	3:17.580	55.045	1:30.784	51.751	161.4	21:33.830							
5	1	5:25.399 B	1:02.380	1:48.160	2:34.859	152.8	27:30.464	5	1	3:18.320	56.149	1:30.491	51.680	162.2	24:52.150							
6	1	4:04.290	1:28.408	1:39.862	56.020	166.9	31:34.754	6	1	3:14.314	54.433	1:29.331	50.550	180.0	28:06.464							
7	1	4:14.292 B	1:18.233	1:41.575	1:14.484	155.4	35:49.046	7	1	3:16.693	54.534	1:30.073	52.086	181.8	31:23.157							
980 1. Anton POELL 997 GT3 Cup RS 2. Lars POELL								1. Henk VAN NOREL Cayman S GT														
1	1	4:08.698	1:30.107	1:40.257	58.334	123.9	4:08.698	1	1	4:16.939 B	1:37.610	1:32.966	1:06.363	185.9	4:16.939							
2	1	5:38.274 B	1:16.890	1:55.768	2:25.616	112.1	9:46.972	2	1	12:56.966	...	1:29.330	49.635	171.7	17:13.904							
3	1	10:15.802	7:57.263	1:30.470	48.069	203.4	20:02.773	3	1	3:09.431	53.564	1:27.018	48.849	177.6	20:23.335							
4	1	3:11.170	50.661	1:31.225	49.284	143.6	23:13.943	4	1	3:24.022 B	53.084	1:29.054	1:01.884	180.0	23:47.357							
								5								1	4:45.598	2:26.883	1:28.362	50.353	173.9	28:32.955



ACNN SPA EURO RACE QUALIFYING

Sector Analysis

■ Personal Best ■ Session Best B Crossing the finish line in pit lane

Lap	D	Time	Sector 1	Sector 2	Sector 3	T. Spd	Elapsed	Lap	D	Time	Sector 1	Sector 2	Sector 3	T. Spd	Elapsed
6	1	3:09.892	53.343	1:27.474	49.075	173.1	31:42.847								
7	1	3:11.338	53.882	1:27.331	50.125	180.6	34:54.185								
8	1	3:08.375	53.013	1:26.792	48.570	201.9	38:02.560								

993

1. Eric HESP

968 WB-R
GT

1	1	3:29.925	1:01.229	1:34.905	53.791	170.3	3:29.925
2	1	5:37.980 B	57.770	2:00.369	2:39.841	112.5	9:07.905
3	1	8:46.981	6:24.437	1:31.211	51.333	169.8	17:54.885
4	1	3:16.722	55.677	1:29.728	51.317	192.2	21:11.607
5	1	3:33.265	56.219	1:39.255	57.791	166.2	24:44.872
6	1	3:19.126	55.739	1:30.704	52.683	186.2	28:03.998
7	1	3:27.280	57.232	1:30.828	59.220	154.1	31:31.278
8	1	3:14.383	55.486	1:28.588	50.309	167.4	34:45.661
9	1	3:14.646	54.900	1:28.100	51.646	192.5	38:00.307

994

1. Jack ROZENDAAL

944
944


1	1	4:35.477	1:43.557	1:43.570	1:08.350	131.5	4:35.477
2	1	10:44.527 B	4:02.899	2:05.416	4:36.212	100.5	15:20.003
3	1	4:11.037	1:31.158	1:41.798	58.081	151.9	19:31.040
4	1	3:43.442	1:04.535	1:42.273	56.634	152.3	23:14.482
5	1	3:39.141	1:02.707	1:40.463	55.971	161.2	26:53.623
6	1	3:37.790	1:01.165	1:41.001	55.624	157.7	30:31.413
7	1	3:38.477	1:01.530	1:40.293	56.654	161.2	34:09.890
8	1	3:36.670	1:02.044	1:38.839	55.787	150.4	37:46.560

997

1. Jurgen ALBERT

997 GT3 Cup
RS


1	1	3:36.593	1:16.802	1:32.309	47.482	155.2	3:36.593
2	1	4:50.892 B	48.232	1:58.533	2:04.127	185.6	8:27.485
3	1	9:41.408	7:25.587	1:29.139	46.682	192.9	18:08.892
4	1	2:59.941	47.369	1:24.778	47.794	206.9	21:08.833
5	1	2:57.948	48.072	1:24.761	45.115	214.3	24:06.781
6	1	3:27.952 B	1:00.190	1:28.002	59.760	217.3	27:34.733
7	1	4:13.458	2:01.259	1:25.625	46.574	206.5	31:48.191
8	1	2:58.779	47.848	1:25.662	45.269	201.1	34:46.970
9	1	2:59.394	49.382	1:24.822	45.190	193.9	37:46.364



ACNN
SPA EURO RACE
RACE 1 (60' +1 lap)

Starting Grid

3:29.288 Patrick CASPERS	BMW R	74	- 30 -	9	BMW	Dimitri VAN DER SPEK	3:19.890
3:46.308 Maurice VAN DIJK	BMW R	12	- 29 -	43	BMW	Arnold BAKKER	
3:36.699 Guido KALKHUIS	BMW R	48	- 28 -	23	BMW	Henri VAN NORDEN	3:36.809
3:33.405 Harm JENSMAN	BMW R	21	- 27 -	47	BMW R	Mick SCHUTTE	3:36.620
3:33.043 Twan VAN BAAST	BMW R	39	- 26 -	67	BMW R	Richard TERVELDE	3:33.072
3:28.305 Patrick KROEZE	BMW	8	- 25 -	44	BMW	Robert ACKERMANN	3:29.383
3:22.954 Gerald LEKKERKERKER	BMW	40	- 24 -	38	BMW	Auke WIEGERS	3:24.880
3:20.517 Sjoerd STIKSMA	BMW	49	- 23 -	29	BMW	Gerrit LAND	3:21.973
3:12.539 Gijs BARTELS	BMW Z3	265	- 22 -	185	Porsche GT3	Johannes WIBIER	3:07.540
3:06.938 Sief JANSEN	BMW 3 GTR	176	- 21 -	124	BMW 3 GTR	J.P. VAN LEEUWEN	3:04.711
3:04.406 BIJZITTER	Zilhouette M3	134	- 20 -				
Michael HERMANS	Zilhouette	92	- 19 -				
3:16.737 Carly BERGSMAN	Zilhouette	3	- 18 -	96	Zilhouette	Marcel VAN DER LYKE	3:19.010
3:13.494 Daniel OVERDUIN	Zilhouette	4	- 17 -	94	Zilhouette	Carlo BROEREN	3:14.973
3:11.620 Jan VOS	Zilhouette	50	- 16 -	69	Zilhouette	Jan Berry DRENTH	3:11.753
3:09.448 John DEN HOLLANDER	Zilhouette	7	- 15 -	81	Zilhouette	Bernard BLAAK	3:09.460
				98	Zilhouette	Jack HOEKSTRA	3:09.056



ACNN
SPA EURO RACE
RACE 1 (60' +1 lap)

Starting Grid


3:07.784 Henk SIJTSMA	Zilhouette	82	- 14 -		
				77	Zilhouette 3:07.518 Erik GEERTS
3:06.856 Max WEERING	Zilhouette	61	- 13 -		
4:01.905 Paul MOERMAN	944	929	- 11 -	969	991 GT3 Cup Aart BOSMAN
3:43.539 Ronald VAN VLIET	944	926	- 10 -	982	Boxster 3:47.942 Nick GEELEN
3:40.083 Albert JONKMAN	Boxster	986	- 9 -	963	944 3:41.653 Pijke TER BURG
3:38.673 Huib HAVIK	944	930	- 8 -	953	944 3:40.016 Job VAN OOSTRUM
3:34.868 Ruben NOOIJ	944	919	- 7 -	994	944 3:36.670 Jack ROZENDAAL
3:15.949 Lucas MARTIN	Boxster S	983	- 6 -	411	Boxster 3:23.180 Rudy SLUITER
3:14.383 Eric HESP	968 WB-R	993	- 5 -	908	944 3:15.324 Sandor ROEST
3:08.375 Henk VAN NOREL	Cayman S	989	- 4 -	988	Cayman S 3:14.314 Jan-Wim DE KOEKKOEK
3:07.400 Niek JAN STEEHOUWER	Cayman	957	- 3 -	901	Cayman GT 3:08.060 Robert SULMA
2:58.275 Edwin VAN WIJNGAARDEN	997 GT3 Cup	961	- 2 -	922	997 GT3 Cup 3:05.030 Hans VAN SPRONSEN
2:57.720 Anton POELL	997 GT3 Cup	980	- 1 -	997	997 GT3 Cup 2:57.948 Jurgen ALBERT

Pole

CARS 9 AND 74 - BACK OF THE GRID DUE TO TECHNICAL DECISION

Stewards:

Timekeeper:



ACNN
SPA EURO RACE
RACE 1 ((55'))

Classification

Drivers	Team	Vehicle	Class	Laps	Total Time	Gap	Kph	Best Lap	
								Lap	Time Kph
1969 A. BOSMAN		991 GT3 Cup	RS	20	55:28.908	-	151.5	3	2:35.856 161.8
2997 J. ALBERT		997 GT3 Cup	RS	20	55:58.428	+29.520	150.2	3	2:37.104 160.5
3961 E. VAN WIJNGAARDEN		997 GT3 Cup	RS	20	56:07.506	+38.598	149.7	3	2:36.719 160.9
4980 A. POELL/L. POELL		997 GT3 Cup	RS	20	57:04.665	+1:35.757	147.3	3	2:38.369 159.2
5134 . BIJZITTER/. VAN OOSTEN		Zilhouette M3	DTC1	19	56:25.128		1 Lap 141.5	2	2:43.322 154.4
6124 J. VAN LEEUWEN/M. VAN LEEUWEN		BMW 3 GTR	DTC1	19	56:55.452		1 Lap 140.3	5	2:44.961 152.8
7 61 M. WEERING		Zilhouette	ZIL	19	57:11.511		1 Lap 139.6	5	2:47.135 150.9
8957 N. JAN STEEHOUWER		Cayman	RS	19	57:15.383		1 Lap 139.5	3	2:47.768 150.3
9 7 J. DEN HOLLANDER		Zilhouette	ZIL	19	57:46.085		1 Lap 138.2	12	2:49.390 148.9
10176 S. JANSEN		BMW 3 GTR	DTC1	19	57:56.448		1 Lap 137.8	10	2:48.557 149.6
11 69 J. DRENTH		Zilhouette	ZIL	19	58:01.547		1 Lap 137.6	6	2:50.755 147.7
12 82 H. SIJTSMA/M. SCHOONHOVEN		Zilhouette	ZIL	19	58:02.867		1 Lap 137.6	6	2:49.460 148.8
13185 J. WIBIER		Porsche GT3	DTC1	19	58:33.759		1 Lap 136.3	6	2:47.475 150.6
14 94 C. BROEREN		Zilhouette	ZIL	18	55:36.703		2 Laps 136.0	2	2:51.570 147.0
15 81 B. BLAAK		Zilhouette	ZIL	18	55:42.109		2 Laps 135.8	6	2:50.677 147.7
16989 H. VAN NOREL		Cayman S	GT	18	55:45.978		2 Laps 135.6	7	2:53.538 145.3
17 77 E. GEERTS		Zilhouette	ZIL	18	55:57.029		2 Laps 135.2	5	2:47.422 150.6
18983 L. MARTIN		Boxster S	GT	18	56:09.928		2 Laps 134.7	5	2:56.698 142.7
19 50 J. VOS/J. VOS		Zilhouette	ZIL	18	56:14.674		2 Laps 134.5	5	2:54.191 144.8
20993 E. HESP		968 WB-R	GT	18	56:30.617		2 Laps 133.9	5	2:59.085 140.8
21988 J. DE KOEKKOEK		Cayman S	GT	18	56:31.122		2 Laps 133.8	4	2:58.031 141.6
22 4 D. OVERDUIN		Zilhouette	ZIL	18	56:36.237		2 Laps 133.6	8	2:54.736 144.3
23 92 M. HERMANS		Zilhouette	ZIL	18	56:42.157		2 Laps 133.4	2	2:55.782 143.4
24265 G. BARTELS		BMW Z3	DTC2	18	56:54.552		2 Laps 132.9	7	2:54.079 144.8
25 9 D. VAN DER SPEK		BMW	OOPE	18	57:29.941		2 Laps 131.6	5	2:58.107 141.6
26411 R. SLUITER/P. PANDELAAR		Boxster	Boxster	18	57:31.098		2 Laps 131.5	13	3:00.188 139.9
27 38 A. WIEGERS/D. MEENDERING		BMW	OOPE	18	57:45.696		2 Laps 131.0	6	2:59.468 140.5
28982 N. GEELLEN		Boxster	Boxster	18	57:49.279		2 Laps 130.8	13	3:00.638 139.6
29 40 G. LEKKERKERKER		BMW	OOPE	18	57:50.651		2 Laps 130.8	9	3:00.917 139.4
30 49 S. STIKSMA		BMW	OOPE	18	57:51.065		2 Laps 130.8	5	3:01.249 139.1
31908 S. ROEST		944	GT	18	58:06.651		2 Laps 130.2	18	3:00.905 139.4
32 96 M. VAN DER LYKE		Zilhouette	ZIL	18	58:12.940		2 Laps 129.9	8	2:54.440 144.5
33 44 R. ACKERMANN		BMW	OOPE	18	58:24.574		2 Laps 129.5	6	3:01.883 138.6
34 8 P. KROEZE		BMW	OOPE	18	58:25.876		2 Laps 129.5	13	3:02.694 138.0
35 98 J. HOEKSTRA		Zilhouette	ZIL	17	52:03.657		3 Laps 137.2	6	2:50.508 147.9
36 29 G. LAND/J. LAND		BMW	OOPE	17	55:39.360		3 Laps 128.4	5	3:00.773 139.5
37 74 P. CASPERS/E. MIK		BMW R	OOPE	17	55:51.984		3 Laps 127.9	2	3:03.120 137.7
38919 R. NOOIJ		944	944	17	56:17.540		3 Laps 126.9	12	3:09.111 133.3
39926 R. VAN VLIET		944	944	17	56:41.986		3 Laps 126.0	4	3:10.151 132.6
40994 J. ROZENDAAL		944	944	17	56:44.452		3 Laps 125.9	7	3:09.009 133.4
41963 P. TER BURG		944	944	17	56:45.033		3 Laps 125.9	9	3:11.243 131.8
42 12 M. VAN DIJK		BMW R	OOPE	17	56:47.756		3 Laps 125.8	12	3:06.900 134.9
43 67 R. TERVELDE/M. TERVELDE		BMW R	OOPE	17	56:47.906		3 Laps 125.8	9	3:05.795 135.7
44 21 H. JENSMA		BMW R	OOPE	17	56:49.864		3 Laps 125.7	12	3:07.560 134.4
45 39 T. VAN BAAST/J. VISSER		BMW R	OOPE	17	56:51.186		3 Laps 125.7	7	3:03.855 137.1
46930 H. HAVIK		944	944	17	56:54.861		3 Laps 125.5	7	3:11.211 131.9
47 47 M. SCHUTTE		BMW R	OOPE	17	57:02.115		3 Laps 125.3	12	3:07.656 134.4
48953 J. VAN OOSTRUM		944	944	17	58:09.081		3 Laps 122.9	12	3:14.109 129.9
49986 A. JONKMAN		Boxster	Boxster	16	56:31.682		4 Laps 118.9	6	3:18.414 127.1
50 48 G. KALKHUIS		BMW R	OOPE	16	57:11.724		4 Laps 117.6	16	3:17.214 127.9
51929 P. MOERMAN		944	944	16	57:15.317		4 Laps 117.4	11	3:24.487 123.3
52 23 H. VAN NORDEN/R. VAN HIERDEN		BMW	OOPE	16	58:28.310		4 Laps 115.0	7	3:08.619 133.7

Not classified:

901 R. SULMA		Cayman GT	GT	4	12:37.412			2	2:58.712 141.1
922 H. VAN SPRONSEN		997 GT3 Cup	RS	4	17:46.883			2	2:50.783 147.6
3 C. BERGSMA/N. KOOL		Zilhouette	ZIL	2	6:56.617			2	2:53.656 145.2
43 A. BAKKER		BMW	OOPE						

Pole Position

POELL, Anton

2:57.720


Fastest Lap

Lap 3

Aart BOSMAN

2:35.856

161.8 Kph



ACNN
SPA EURO RACE
RACE 1 ((55'))

Classification


Drivers	Team	Vehicle	Class	Laps	Total Time	Gap	Kph	Best Lap	
								Lap	Time

CAR 997 - PENALTY OF 2 SECONDS DUE TO PIT STOP NOT CONFORM
 CARS 908 AND 922 - PENALTY OF 35 SECONDS DUE TO PIT STOP NOT CONFORM
 CAR 176 - PENALTY OF 10 SECONDS DUE TO TRACK LIMITS
 CAR 82 - PENALTY OF 20 SECONDS DUE TO PIT SPEED INFRINGEMENT
 CAR 989 AND 957 - PENALTY OF 15 SECONDS DUE TO PIT SPEED INFRINGEMENT
 CAR 265 - PENALTY OF 10 SECONDS DUE TO PIT SPEED INFRINGEMENT

Published at:

Track Status: **DRY**


Race Director:	Timekeeper:
-----------------------	--------------------



ACNN
SPA EURO RACE
RACE 1

Classification by Group

Nr. Drivers	Team	Car	Laps	Total Time	Gap	Kph	Best Lap	
							Lap	Time Kph
Deelnemers DTC 1								
1 134 . BIJZITTER / . VAN OOSTEN		Zilhouette M3	19	56:25.128		141.5	2	2:43.322 154.4
2 124 J. VAN LEEUWEN / M. VAN LEEUWEN		BMW 3 GTR	19	56:55.452	+30.324	140.3	5	2:44.961 152.8
3 176 S. JANSEN		BMW 3 GTR	19	57:56.448	+1'31.320	137.8	10	2:48.557 149.6
4 185 J. WIBIER		Porsche GT3	19	58:33.759	+2'08.631	136.3	6	2:47.475 150.6
Deelnemers DTC 2								
1 265 G. BARTELS		BMW Z3	18	56:54.552		132.9	7	2:54.079 144.8
Deelnemers Ooperon Cup								
1 9 D. VAN DER SPEK		BMW	18	57:29.941		131.6	5	2:58.107 141.6
2 38 A. WIEGERS / D. MEENDERING		BMW	18	57:45.696	+15.755	131.0	6	2:59.468 140.5
3 40 G. LEKKERKERKER		BMW	18	57:50.651	+20.710	130.8	9	3:00.917 139.4
4 49 S. STIKSMA		BMW	18	57:51.065	+21.124	130.8	5	3:01.249 139.1
5 44 R. ACKERMANN		BMW	18	58:24.574	+54.633	129.5	6	3:01.883 138.6
6 8 P. KROEZE		BMW	18	58:25.876	+55.935	129.5	13	3:02.694 138.0
7 29 G. LAND / J. LAND		BMW	17	55:39.360	1 Laps	128.4	5	3:00.773 139.5
8 74 P. CASPERS / E. MIK		BMW R	17	55:51.984	1 Laps	127.9	2	3:03.120 137.7
9 12 M. VAN DIJK		BMW R	17	56:47.756	1 Laps	125.8	12	3:06.900 134.9
10 67 R. TERVELDE / M. TERVELDE		BMW R	17	56:47.906	1 Laps	125.8	9	3:05.795 135.7
11 21 H. JENSMA		BMW R	17	56:49.864	1 Laps	125.7	12	3:07.560 134.4
12 39 T. VAN BAAST / J. VISSER		BMW R	17	56:51.186	1 Laps	125.7	7	3:03.855 137.1
13 47 M. SCHUTTE		BMW R	17	57:02.115	1 Laps	125.3	12	3:07.656 134.4
14 48 G. KALKHUIS		BMW R	16	57:11.724	2 Laps	117.6	16	3:17.214 127.9
15 23 H. VAN NORDEN / R. VAN HIERDEN		BMW	16	58:28.310	2 Laps	115.0	7	3:08.619 133.7
Not classified:								
43 A. BAKKER		BMW						
Deelnemers Zilhouette								
1 61 M. WEERING		Zilhouette	19	57:11.511		139.6	5	2:47.135 150.9
2 7 J. DEN HOLLANDER		Zilhouette	19	57:46.085	+34.574	138.2	12	2:49.390 148.9
3 69 J. DRENTH		Zilhouette	19	58:01.547	+50.036	137.6	6	2:50.755 147.7
4 82 H. SIJTSMA / M. SCHOONHOVEN		Zilhouette	19	58:02.867	+51.356	137.6	6	2:49.460 148.8
5 94 C. BROEREN		Zilhouette	18	55:36.703	1 Laps	136.0	2	2:51.570 147.0
6 81 B. BLAAK		Zilhouette	18	55:42.109	1 Laps	135.8	6	2:50.677 147.7
7 77 E. GEERTS		Zilhouette	18	55:57.029	1 Laps	135.2	5	2:47.422 150.6
8 50 J. VOS / J. VOS		Zilhouette	18	56:14.674	1 Laps	134.5	5	2:54.191 144.8
9 4 D. OVERDUIN		Zilhouette	18	56:36.237	1 Laps	133.6	8	2:54.736 144.3
10 92 M. HERMANS		Zilhouette	18	56:42.157	1 Laps	133.4	2	2:55.782 143.4
11 96 M. VAN DER LYKE		Zilhouette	18	58:12.940	1 Laps	129.9	8	2:54.440 144.5
12 98 J. HOEKSTRA		Zilhouette	17	52:03.657	2 Laps	137.2	6	2:50.508 147.9
Not classified:								
3 C. BERGSMA / N. KOOL		Zilhouette	2	6:56.617			2	2:53.656 145.2
Porsche Club Racing								
1 969 A. BOSMAN		991 GT3 Cup	20	55:28.908		151.5	3	2:35.856 161.8
2 997 J. ALBERT		997 GT3 Cup	20	55:58.428	+29.520	150.2	3	2:37.104 160.5
3 961 E. VAN WJUNGAARDEN		997 GT3 Cup	20	56:07.506	+38.598	149.7	3	2:36.719 160.9
4 980 A. POELL / L. POELL		997 GT3 Cup	20	57:04.665	+1'35.757	147.3	3	2:38.369 159.2
5 957 N. JAN STEEHOUWER		Cayman	19	57:15.383	1 Laps	139.5	3	2:47.768 150.3
6 989 H. VAN NOREL		Cayman S	18	55:45.978	2 Laps	135.6	7	2:53.538 145.3
7 983 L. MARTIN		Boxster S	18	56:09.928	2 Laps	134.7	5	2:56.698 142.7
8 993 E. HESP		968 WB-R	18	56:30.617	2 Laps	133.9	5	2:59.085 140.8
9 988 J. DE KOEKKOEK		Cayman S	18	56:31.122	2 Laps	133.8	4	2:58.031 141.6
10 411 R. SLUITER / P. PANDELAAR		Boxster	18	57:31.098	2 Laps	131.5	13	3:00.188 139.9
11 982 N. GEELEN		Boxster	18	57:49.279	2 Laps	130.8	13	3:00.638 139.6
12 908 S. ROEST		944	18	58:06.651	2 Laps	130.2	18	3:00.905 139.4
13 919 R. NOOIJ		944	17	56:17.540	3 Laps	126.9	12	3:09.111 133.3
14 926 R. VAN VLIET		944	17	56:41.986	3 Laps	126.0	4	3:10.151 132.6
15 994 J. ROZENDAAL		944	17	56:44.452	3 Laps	125.9	7	3:09.009 133.4
16 963 P. TER BURG		944	17	56:45.033	3 Laps	125.9	9	3:11.243 131.8
17 930 H. HAVIK		944	17	56:54.861	3 Laps	125.5	7	3:11.211 131.9
18 953 J. VAN OOSTRUM		944	17	58:09.081	3 Laps	122.9	12	3:14.109 129.9
19 986 A. JONKMAN		Boxster	16	56:31.682	4 Laps	118.9	6	3:18.414 127.1
20 929 P. MOERMAN		944	16	57:15.317	4 Laps	117.4	11	3:24.487 123.3
Not classified:								
901 R. SULMA		Cayman GT	4	12:37.412			2	2:58.712 141.1
922 H. VAN SPRONSEN		997 GT3 Cup	4	17:46.883			2	2:50.783 147.6



ACNN
SPA EURO RACE
RACE 1

Classification by Group


Nr. Drivers	Team	Car	Laps	Total Time	Gap	Kph	Best Lap		
							Lap	Time	Kph

CAR 997 - PENALTY OF 2 SECONDS DUE TO PIT STOP NOT CONFORM
 CARS 908 AND 922 - PENALTY OF 35 SECONDS DUE TO PIT STOP NOT CONFORM
 CAR 176 - PENALTY OF 10 SECONDS DUE TO TRACK LIMITS
 CAR 82 - PENALTY OF 20 SECONDS DUE TO PIT SPEED INFRINGEMENT
 CAR 989 AND 957 - PENALTY OF 15 SECONDS DUE TO PIT SPEED INFRINGEMENT
 CAR 265 - PENALTY OF 10 SECONDS DUE TO PIT SPEED INFRINGEMENT

Published at:

Track Status: **DRY**


Race Director:	Timekeeper:
-----------------------	--------------------



ACNN
SPA EURO RACE
RACE 1

Best Sector Times

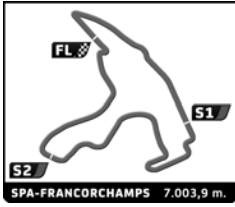
SECTOR 1			SECTOR 2			SECTOR 3			Pos	Team	Cl	Ideal Lap	Best Lap
Pos	Driver	Time	Driver	Time	Driver	Time	Pos						
1	969 A.BOSMAN	43.304	969 A.BOSMAN	1:11.452	969 A.BOSMAN	39.670	1	969	RS	2:34.426	2:35.856	(1)	
2	980 A.POELL	43.689	961 E.VAN WIJNGAARDEN	1:12.400	961 E.VAN WIJNGAARDEN	39.735	2	961	RS	2:36.150	2:36.719	(2)	
3	997 J.ALBERT	43.813	997 J.ALBERT	1:12.636	980 A.POELL	39.736	3	997	RS	2:36.909	2:37.104	(3)	
4	961 E.VAN WIJNGAARDEN	44.015	134 BIJZITTER	1:13.993	997 J.ALBERT	40.460	4	980	RS	2:37.626	2:38.369	(4)	
5	134 BIJZITTER	46.386	61 M.WEERING	1:14.007	134 BIJZITTER	41.446	5	134	DTC1	2:41.825	2:43.322	(5)	
6	176 S.JANSEN	47.023	980 A.POELL	1:14.201	124 J.VAN LEEUWEN	42.634	6	61	ZIL	2:46.973	2:47.135	(7)	
7	922 H.VAN SPRONSEN	47.302	81 B.BLAAK	1:15.517	185 J.WIBIER	42.701	7	957	RS	2:47.080	2:47.768	(10)	
8	124 J.VAN LEEUWEN	47.344	77 E.GEERTS	1:15.544	77 E.GEERTS	43.088	8	77	ZIL	2:47.134	2:47.422	(8)	
9	957 N.JAN STEEHOUWER	48.307	957 N.JAN STEEHOUWER	1:15.564	957 N.JAN STEEHOUWER	43.209	9	124	DTC1	2:47.421	2:44.961	(6)	
10	77 E.GEERTS	48.502	82 H.SIJTSMA	1:15.723	176 S.JANSEN	43.289	10	176	DTC1	2:47.989	2:48.557	(11)	
11	7 J.DEN HOLLANDER	49.228	98 J.HOEKSTRA	1:15.794	61 M.WEERING	43.445	11	82	ZIL	2:48.818	2:49.460	(13)	
12	82 H.SIJTSMA	49.425	7 J.DEN HOLLANDER	1:15.902	98 J.HOEKSTRA	43.643	12	7	ZIL	2:48.902	2:49.390	(12)	
13	61 M.WEERING	49.521	69 J.DRENTH	1:16.086	82 H.SIJTSMA	43.670	13	922	RS	2:49.309	2:50.783	(17)	
14	265 G.BARTELS	49.530	94 C.BROEREN	1:16.782	7 J.DEN HOLLANDER	43.772	14	98	ZIL	2:49.537	2:50.508	(14)	
15	989 H.VAN NOREL	49.805	3 C.BERGSMA	1:17.369	922 H.VAN SPRONSEN	43.807	15	81	ZIL	2:49.681	2:50.677	(15)	
16	81 B.BLAAK	49.924	4 D.OVERDUIN	1:17.437	69 J.DRENTH	43.922	16	69	ZIL	2:50.387	2:50.755	(16)	
17	94 C.BROEREN	49.980	124 J.VAN LEEUWEN	1:17.443	81 B.BLAAK	44.240	17	94	ZIL	2:51.177	2:51.570	(18)	
18	98 J.HOEKSTRA	50.100	176 S.JANSEN	1:17.677	265 G.BARTELS	44.391	18	989	GT	2:52.801	2:53.538	(19)	
19	988 J.DE KOEKKOEK	50.102	96 M.VAN DER LYKE	1:17.786	94 C.BROEREN	44.415	19	265	DTC2	2:53.441	2:54.079	(21)	
20	69 J.DRENTH	50.379	922 H.VAN SPRONSEN	1:18.200	989 H.VAN NOREL	44.455	20	3	ZIL	2:53.656	2:53.656	(20)	
21	92 M.HERMANS	50.397	50 J.VOS	1:18.211	3 C.BERGSMA	44.788	21	92	ZIL	2:53.720	2:55.782	(25)	
22	50 J.VOS	50.426	92 M.HERMANS	1:18.269	96 M.VAN DER LYKE	44.917	22	50	ZIL	2:53.867	2:54.191	(22)	
23	901 R.SULMA	50.672	989 H.VAN NOREL	1:18.541	92 M.HERMANS	45.054	23	4	ZIL	2:54.157	2:54.736	(24)	
24	983 L.MARTIN	50.899	901 R.SULMA	1:19.197	50 J.VOS	45.230	24	96	ZIL	2:54.243	2:54.440	(23)	
25	4 D.OVERDUIN	51.283	265 G.BARTELS	1:19.520	4 D.OVERDUIN	45.437	25	901	GT	2:56.240	2:58.712	(29)	
26	993 E.HESP	51.499	9 D.VAN DER SPEK	1:19.876	983 L.MARTIN	45.545	26	988	GT	2:56.554	2:58.031	(27)	
27	3 C.BERGSMA	51.499	983 L.MARTIN	1:20.166	9 D.VAN DER SPEK	46.066	27	983	GT	2:56.610	2:56.698	(26)	
28	96 M.VAN DER LYKE	51.540	38 A.WIEGERS	1:20.285	988 J.DE KOEKKOEK	46.126	28	9	OOPE	2:57.623	2:58.107	(28)	
29	9 D.VAN DER SPEK	51.681	988 J.DE KOEKKOEK	1:20.326	982 N.GEELLEN	46.232	29	993	GT	2:58.842	2:59.085	(30)	
30	411 R.SLUITER	51.868	993 E.HESP	1:20.815	901 R.SULMA	46.371	30	38	OOPE	2:58.966	2:59.468	(31)	
31	908 S.ROEST	51.958	49 S.STIKSMA	1:20.933	38 A.WIEGERS	46.512	31	411	Boxster	2:59.616	3:00.188	(32)	
32	38 A.WIEGERS	52.169	982 N.GEELLEN	1:20.998	993 E.HESP	46.528	32	982	Boxster	2:59.961	3:00.638	(33)	
33	29 G.LAND	52.218	411 R.SLUITER	1:21.074	411 R.SLUITER	46.674	33	908	GT	3:00.124	3:00.905	(35)	
34	44 R.ACKERMANN	52.407	40 G.LEKKERKERKER	1:21.094	8 P.KROEZE	46.776	34	29	OOPE	3:00.357	3:00.773	(34)	
35	49 S.STIKSMA	52.659	29 G.LAND	1:21.267	40 G.LEKKERKERKER	46.784	35	40	OOPE	3:00.607	3:00.917	(36)	
36	40 G.LEKKERKERKER	52.729	908 S.ROEST	1:21.288	44 R.ACKERMANN	46.840	36	49	OOPE	3:00.639	3:01.249	(37)	
37	982 N.GEELLEN	52.731	44 R.ACKERMANN	1:21.748	29 G.LAND	46.872	37	44	OOPE	3:00.995	3:01.883	(38)	
38	39 T.VAN BAAST	52.828	74 P.CASPERS	1:21.831	908 S.ROEST	46.878	38	8	OOPE	3:01.780	3:02.694	(39)	
39	8 P.KROEZE	52.840	8 P.KROEZE	1:22.164	49 S.STIKSMA	47.047	39	74	OOPE	3:02.157	3:03.120	(40)	
40	74 P.CASPERS	53.115	67 R.TERVELDE	1:22.575	74 P.CASPERS	47.211	40	39	OOPE	3:03.532	3:03.855	(41)	
41	47 M.SCHUTTE	53.871	39 T.VAN BAAST	1:23.184	39 T.VAN BAAST	47.520	41	67	OOPE	3:05.442	3:05.795	(42)	
42	21 H.JENSMA	53.871	919 R.NOOIJ	1:23.602	12 M.VAN DIJK	48.189	42	47	OOPE	3:06.028	3:07.656	(45)	
43	12 M.VAN DIJK	54.206	926 R.VAN VLIET	1:23.757	47 M.SCHUTTE	48.238	43	21	OOPE	3:06.174	3:07.560	(44)	
44	67 R.TERVELDE	54.374	47 M.SCHUTTE	1:23.919	21 H.JENSMA	48.240	44	12	OOPE	3:06.725	3:06.900	(43)	
45	23 H.VAN NORDEN	54.689	994 J.ROZENDAAL	1:23.961	67 R.TERVELDE	48.493	45	23	OOPE	3:07.743	3:08.619	(46)	
46	919 R.NOOIJ	55.663	963 P.TER BURG	1:24.007	919 R.NOOIJ	48.544	46	919	944	3:07.809	3:09.111	(48)	
47	994 J.ROZENDAAL	55.755	23 H.VAN NORDEN	1:24.018	23 H.VAN NORDEN	49.036	47	994	944	3:08.863	3:09.009	(47)	
48	926 R.VAN VLIET	55.975	21 H.JENSMA	1:24.063	994 J.ROZENDAAL	49.147	48	926	944	3:08.930	3:10.151	(49)	
49	963 P.TER BURG	56.377	12 M.VAN DIJK	1:24.330	963 P.TER BURG	49.190	49	963	944	3:09.574	3:11.243	(51)	
50	953 J.VAN OOSTRUM	56.445	930 H.HAVIK	1:25.107	926 R.VAN VLIET	49.198	50	930	944	3:11.028	3:11.211	(50)	
51	930 H.HAVIK	56.511	953 J.VAN OOSTRUM	1:26.140	930 H.HAVIK	49.410	51	953	944	3:13.201	3:14.109	(52)	
52	986 A.JONKMAN	56.732	48 G.KALKHUIS	1:26.767	953 J.VAN OOSTRUM	50.616	52	48	OOPE	3:16.202	3:17.214	(53)	
53	48 G.KALKHUIS	57.140	986 A.JONKMAN	1:28.820	986 A.JONKMAN	51.581	53	986	Boxster	3:17.133	3:18.414	(54)	
54	929 P.MOERMAN	1:02.997	929 P.MOERMAN	1:32.347	48 G.KALKHUIS	52.295	54	929	944	3:28.210	3:24.487	(55)	



ACNN
SPA EURO RACE
RACE 1

Best Top Speeds


Team	Car	Class	Top Speed Driver	Top 1		Top 2		Top 3		Top 4		Top 5		Avg
				Kph	Lap	Kph	Lap	Kph	Lap	Kph	Lap	Kph	Lap	
969	991 GT3 Cup	RS	A. BOSMAN	255.3	15	252.9	16	249.4	3	248.8	5	248.3	7	250,9
961	997 GT3 Cup	RS	E. VAN WINGAARDEN	249.4	16	243.8	17	243.2	15	243.2	9	242.7	12	244,5
997	997 GT3 Cup	RS	J. ALBERT	244.9	12	244.9	9	242.7	16	242.2	4	237.4	14	242,4
980	997 GT3 Cup	RS	A. POELL	239.5	5	238.4	6	237.9	13	236.8	7	233.3	8	237,2
134	Zilhouette M3	DTC1	BIJZITTER	222.7	5	222.2	7	220.0	8	220.0	4	219.5	9	220,9
957	Cayman	RS	N. JAN STEHOUWER	221.3	14	221.3	9	220.9	5	220.9	7	218.6	12	220,6
176	BMW 3 GTR	DTC1	S. JANSEN	216.0	15	210.1	9	209.3	6	204.2	3	201.9	11	208,3
77	Zilhouette	ZIL	E. GEERTS	214.7	15	214.3	13	214.3	5	214.3	8	213.0	4	214,1
989	Cayman S	GT	H. VAN NOREL	214.7	10	213.4	12	213.0	9	211.4	8	210.9	5	212,7
988	Cayman S	GT	J. DE KOEKKOEK	214.3	15	206.9	13	202.6	14	198.9	12	198.5	18	204,2
7	Zilhouette	ZIL	J. DEN HOLLANDER	210.9	14	210.9	8	210.5	12	209.7	15	207.7	3	209,9
82	Zilhouette	ZIL	H. SIJTSMA	209.7	8	209.3	15	208.1	5	207.7	14	206.9	12	208,3
98	Zilhouette	ZIL	J. HOEKSTRA	208.5	5	205.7	4	203.4	11	203.4	6	203.0	7	204,8
265	BMW Z3	DTC2	G. BARTELS	208.1	7	207.7	18	207.7	8	206.9	11	206.5	13	207,4
983	Boxster S	GT	L. MARTIN	207.3	14	205.3	11	200.4	2	192.9	15	192.5	16	199,7
993	968 WB-R	GT	E. HESP	206.1	8	205.7	12	205.3	14	204.5	15	203.4	9	205,0
69	Zilhouette	ZIL	J. DRENTH	205.7	4	204.2	9	203.4	5	201.5	8	201.1	10	203,2
50	Zilhouette	ZIL	J. VOS	204.2	11	204.2	15	203.4	7	203.4	6	203.0	8	203,6
92	Zilhouette	ZIL	M. HERMANS	203.4	6	202.2	2	198.9	14	198.9	9	198.5	18	200,4
908	944	GT	S. ROEST	202.2	12	197.1	14	196.0	2	196.0	6	195.7	18	197,4
922	997 GT3 Cup	RS	H. VAN COILLIE	200.7	2	166.7	3	133.3	4					166,9
81	Zilhouette	ZIL	B. BLAAK	200.7	9	200.7	6	200.4	7	200.0	4	197.8	8	199,9
9	BMW	OOPE	D. VAN DER SPEK	200.0	5	199.3	2	198.2	4	197.8	6	197.8	14	198,6
29	BMW	OOPE	G. LAND	199.6	4	199.3	5	198.9	9	198.9	7	198.2	2	199,0
94	Zilhouette	ZIL	C. BROEREN	199.3	2	199.3	6	198.9	10	198.9	13	198.9	5	199,1
411	Boxster	Boxster	R. SLUITER	197.8	13	196.4	12	196.0	14	196.0	11	193.5	8	195,9
61	Zilhouette	ZIL	M. WEERING	197.4	14	197.1	13	197.1	12	196.7	4	196.7	8	197,0
4	Zilhouette	ZIL	D. OVERDUIN	197.4	10	195.3	13	194.9	18	194.9	2	194.6	6	195,4
49	BMW	OOPE	S. STIKSMA	197.1	6	194.9	15	194.9	5	193.5	11	192.2	2	194,5
96	Zilhouette	ZIL	M. VAN DER LYKE	197.1	8	196.4	7	195.3	10	194.9	13	194.9	2	195,7
40	BMW	OOPE	G. LEKKERKERKER	196.7	4	196.4	7	196.4	5	195.3	2	195.3	6	196,0
982	Boxster	Boxster	N. GEELEN	196.0	11	194.2	13	192.5	12	191.2	14	190.8	8	192,9
74	BMW R	OOPE	P. CASPERS	195.7	9	194.6	13	194.6	4	194.6	8	193.2	2	194,5
38	BMW	OOPE	A. WIEGERS	194.9	15	193.9	5	193.5	12	192.5	2	192.2	11	193,4
124	BMW 3 GTR	DTC1	J. VAN LEEUWEN	193.5	18	190.1	3	172.8	17					185,5
8	BMW	OOPE	P. KROEZE	193.5	2	191.8	4	191.5	15	189.8	14	189.5	18	191,2
44	BMW	OOPE	R. ...	193.5	6	193.2	18	192.5	10	190.8	14	190.8	12	192,2
3	Zilhouette	ZIL	C. BERGSMA	192.5	2									192,5
47	BMW R	OOPE	M. SCHUTTE	191.2	7	190.1	9	190.1	3	189.5	5	188.8	2	189,9
39	BMW R	OOPE	T. VAN BAAST	189.8	8	187.2	5	186.2	17	185.9	6	184.0	9	186,6
21	BMW R	OOPE	H. JENSMA	189.5	17	189.5	11	189.1	13	188.5	14	188.5	10	189,0
12	BMW R	OOPE	M. VAN DIJK	189.5	9	187.8	14	187.8	8	187.8	7	187.5	13	188,1
901	Cayman GT	GT	R. SULMA	189.1	3	183.7	4	180.9	2					184,6
67	BMW R	OOPE	R. TERVELDE	188.5	9	187.8	10	187.2	17	186.5	4	186.5	8	187,3
926	944	944	R. VAN VLIET	186.9	13	185.6	12	183.4	2	183.4	5	182.7	11	184,4
23	BMW	OOPE	H. VAN NORDEN	185.6	5	181.5	9	181.5	6	180.6	2	178.8	3	181,6
994	944	944	J. ROZENDAAL	184.9	7	184.3	6	183.4	8	182.7	13	182.4	3	183,5
919	944	944	R. NOOIJ	183.4	8	183.4	12	182.7	9	182.7	13	182.4	7	182,9
986	Boxster	Boxster	A. JONKMAN	183.1	9	176.2	10	173.9	6	172.5	11	171.4	5	175,4
963	944	944	P. TER BURG	182.1	12	181.8	6	181.5	3	180.3	17	180.3	9	181,2
930	944	944	H. HAVIK	180.0	8	179.7	2	179.4	9	179.4	13	179.4	6	179,6



ACNN
SPA EURO RACE
RACE 1

Best Top Speeds


Team	Car	Class	Top Speed Driver	Top 1		Top 2		Top 3		Top 4		Top 5		Avg
				Kph	Lap	Kph	Lap	Kph	Lap	Kph	Lap	Kph	Lap	
953	944	944	J. VAN OOSTRUM	176.8	13	171.2	14	171.2	10	170.9	7	170.3	12	172,1
48	BMW R	OOPE	G. KALKHUIS	175.0	8	172.8	12	172.5	7	170.9	11	170.3	4	172,3
185	Porsche GT3	DTC1	J. WIBIER											
929	944	944	P. MOERMAN											
43	BMW	OOPE												



ACNN
SPA EURO RACE
RACE 1

Fastest Lap Sequence


Practice Time	Team	Car	Class	Driver	Time	Kph	
5:19.552	997	997 GT3 Cup	RS	Jurgen ALBERT	2:38.349	159.2	2
5:21.857	961	997 GT3 Cup	RS	Edwin VAN WIJGAARDEN	2:37.031	160.6	2
5:29.638	969	991 GT3 Cup	RS	Aart BOSMAN	2:36.506	161.1	2
8:05.494	969	991 GT3 Cup	RS	Aart BOSMAN	2:35.856	161.8	3



ACNN
SPA EURO RACE
RACE 1

Lap Chart

		LAP																				
Nr	Pos	Grid	1	2	3	4	5	6	7	8	9	10	11	12	13	14	15	16	17	18	19	20
980	1	980	997	997	997	997	997	997	969	969	969	969	969	969	969	969	969	969	969	969	969	969
997	2	997	961	961	961	961	961	969	997	997	997	997	997	997	980	980	997	997	997	997	997	997
961	3	961	980	980	980	969	969	961	961	961	961	961	961	997	997	961	961	961	961	961	961	961
922	4	922	922	969	969	980	980	980	980	980	980	980	980	980	961	961	980	980	980	980	980	980
957	5	957	969	922	957	957	957	957	957	957	957	134	124	124	124	134	134	134	134	134	134	134
901	6	901	957	957	989	989	989	989	134	134	134	134	124	98	134	957	957	957	957	957	957	124
989	7	989	989	989	983	983	983	134	989	124	124	124	176	957	957	124	124	124	124	124	124	957
988	8	988	988	983	988	988	988	983	124	61	61	176	98	134	61	61	61	61	61	61	61	61
993	9	993	983	988	993	993	134	124	61	989	989	983	69	61	176	176	176	82	82	82	82	82
908	10	908	993	993	922	134	993	61	983	983	983	69	983	92	82	82	82	176	176	176	7	7
983	11	983	908	908	908	61	61	988	77	185	185	98	957	908	7	7	7	7	7	7	7	176
411	12	411	411	901	901	908	124	77	988	988	7	185	92	989	69	69	69	69	69	69	69	69
919	13	919	982	411	982	124	77	993	993	7	176	7	908	176	989	98	98	98	98	185	185	185
994	14	994	901	982	411	77	82	82	185	82	81	988	989	82	98	989	989	989	989	989	989	989
930	15	930	919	919	134	982	7	7	82	98	98	94	61	69	908	185	185	185	185	94	94	94
953	16	953	930	994	61	411	908	185	7	176	69	993	82	7	983	94	94	94	94	81	81	81
986	17	986	994	926	124	82	98	98	98	81	988	92	7	983	94	983	81	81	81	77	77	77
963	18	963	926	930	77	7	69	69	69	81	69	82	908	38	94	185	81	983	983	77	983	983
926	19	926	963	963	919	98	81	81	69	993	993	61	94	185	81	993	77	77	983	50	50	993
982	20	982	986	134	82	69	185	176	176	94	94	989	40	81	993	988	993	50	50	993	993	993
929	21	929	953	61	98	81	176	908	94	908	92	82	49	993	988	50	988	988	988	988	988	988
969	22	969	929	124	7	176	982	94	908	92	908	9	185	49	50	77	50	993	993	4	4	4
61	25	61	61	77	69	901	94	982	50	265	265	38	29	988	77	265	265	4	4	92	92	92
77	26	77	77	953	994	185	411	50	92	982	4	40	993	50	265	4	4	265	92	265	265	265
82	27	82	98	98	81	94	50	411	982	411	9	81	81	265	4	92	92	92	265	9	9	9
98	28	98	134	82	926	919	92	92	265	50	982	29	988	4	92	96	908	908	411	411	411	411
7	29	7	82	986	176	994	919	265	411	4	96	49	50	77	96	908	411	411	9	908	908	908
81	30	81	124	7	930	926	265	4	4	96	411	8	8	96	411	411	9	9	908	38	38	38
50	31	50	81	81	963	50	994	96	96	77	38	44	265	411	982	9	96	982	982	982	982	982
69	32	69	7	69	185	92	926	919	9	9	40	74	44	982	9	982	982	38	38	40	40	40
4	33	4	69	94	94	963	4	994	38	38	49	50	74	9	40	40	40	40	40	49	49	49
94	34	94	94	176	92	930	96	9	919	40	29	926	4	40	49	49	49	49	49	96	96	96
3	35	3	3	3	50	265	963	926	994	49	926	930	77	38	38	38	38	38	96	44	44	44
96	36	96	176	185	953	4	930	38	40	29	919	265	96	29	29	8	8	8	8	8	8	8
92	37	92	50	50	986	96	9	40	49	919	8	39	930	8	8	8	44	44	44	44	44	44
134	39	134	92	92	265	9	38	49	29	994	44	963	411	44	44	44	29	29	29	29	29	29
124	40	124	185	265	96	38	40	29	926	926	74	4	67	919	919	74	74	74	74	74	74	74
176	41	176	96	96	4	40	49	963	963	963	994	67	982	926	74	919	919	919	919	919	919	919
185	42	185	49	49	38	49	29	930	930	8	963	96	9	994	994	926	926	926	926	926	926	926
265	43	265	265	38	49	29	8	8	8	930	930	77	919	74	926	963	963	963	994	994	994	994
49	45	49	40	929	29	953	74	74	44	44	39	411	994	963	39	39	994	994	963	963	963	963
29	46	29	38	4	9	986	953	44	74	74	50	982	926	39	963	994	930	12	12	12	12	12
40	47	40	29	40	40	8	39	39	39	39	67	21	39	930	930	930	12	21	67	67	67	67
38	48	38	8	29	8	44	44	953	67	67	21	953	963	67	67	67	67	67	21	21	21	21
8	49	8	44	9	39	986	67	953	12	77	919	12	12	12	12	12	39	930	39	39	39	39
44	50	44	4	44	44	74	67	12	12	12	12	994	21	21	21	21	21	39	930	930	930	930
39	51	39	9	8	74	67	12	21	21	953	953	12	47	47	47	47	47	47	47	47	47	47
67	52	67	39	39	67	12	21	986	47	47	47	47	953	953	953	953	953	953	953	953	953	953
21	53	21	67	74	929	21	47	47	986	23	23	929	929	929	929	986	986	986	986	986	986	986
47	54	47	74	67	12	47	23	23	23	986	986	48	986	986	986	929	929	48	48	48	48	48
48	55	48	21	21	21	23	929	929	929	929	929	23	23	23	48	48	48	48	929	929	929	929
23	56	23	12	12	47	929	48	48	48	48	48	986	48	48	23	23	23	23	23	23	23	23
12		12	47	47	23	48																
43		43	23	23	48	922																
74		74	48	48																		
9		9																				




ACNN SPA EURO RACE RACE 1

Analysis by lap

Lapped

Nr	Lap Time	Gap	Nr	Lap Time	Gap	Nr	Lap Time	Gap	Nr	Lap Time	Gap	Nr	Lap Time	Gap
23	3:14.818	1 Lap	124	2:46.234	2:03.099	185	2:50.099	2:37.285	961	2:43.865	12.234	7	3:08.949	1 Lap
929	3:28.359	1 Lap	61	2:48.994	2:06.077	988	3:00.683	2:40.491	980	2:41.486	12.727	47	3:24.486	2 Laps
989	2:57.063	1:43.591	983	2:58.241	2:09.266	7	2:52.986	2:42.597	185	2:58.130	1 Lap	988	3:14.501	1 Lap
134	2:45.597	1:44.703	77	2:49.516	2:11.972	Lap 9			7	2:53.578	1 Lap	23	3:26.037	2 Laps
983	2:57.443	1:50.035	988	2:58.869	2:16.705	969	2:43.088	23	3:11.319	2 Laps	94	3:07.214	1 Lap	
124	2:49.982	1:55.875	993	2:59.957	2:23.508	82	2:54.913	1 Lap	176	2:52.201	1 Lap	993	3:11.189	1 Lap
61	2:51.466	1:56.093	185	2:48.714	2:24.083	98	2:53.553	1 Lap	81	2:52.148	1 Lap	986	3:39.039	2 Laps
988	2:59.059	1:56.846	82	2:52.817	2:26.397	176	2:51.608	1 Lap	98	2:55.381	1 Lap	92	2:57.534	1 Lap
48	3:23.065	1 Lap	7	2:52.180	2:26.508	81	2:56.082	1 Lap	69	2:52.261	1 Lap	908	3:03.316	1 Lap
77	2:49.347	2:01.466	98	2:51.522	2:28.463	69	2:55.945	1 Lap	988	3:04.559	1 Lap	61	4:31.057	1 Lap
993	2:59.332	2:02.561	81	2:50.838	2:29.027	997	2:45.680	5.490	986	3:26.197	2 Laps	989	4:23.920	1 Lap
82	2:49.460	2:12.590	929	3:25.222	1 Lap	961	2:43.065	6.317	82	3:03.568	1 Lap	82	4:14.844	1 Lap
7	2:49.783	2:13.338	69	2:51.795	2:29.505	993	3:05.619	1 Lap	993	3:02.846	1 Lap	9	3:08.268	1 Lap
185	2:47.475	2:14.379	176	2:51.967	2:31.228	94	2:52.192	1 Lap	94	2:52.192	1 Lap	38	3:01.106	1 Lap
98	2:50.508	2:15.951	Lap 8			980	2:41.556	9.189	92	3:00.113	1 Lap	929	3:25.683	2 Laps
69	2:50.755	2:16.720	969	2:36.897	94	2:56.336	1 Lap	908	3:06.569	1 Lap	40	3:01.211	1 Lap	
81	2:50.677	2:17.199	997	2:38.851	2.898	929	3:27.255	2 Laps	265	3:06.995	1 Lap	81	4:36.641	1 Lap
176	2:49.365	2:18.271	961	2:39.960	6.340	908	3:08.302	1 Lap	929	3:26.069	2 Laps	29	3:03.312	1 Lap
908	3:04.321	2:29.698	94	2:54.738	1 Lap	92	2:58.435	1 Lap	4	3:07.442	1 Lap	49	3:04.080	1 Lap
94	2:52.130	2:30.213	980	2:41.956	10.721	265	2:57.244	1 Lap	9	2:59.656	1 Lap	48	3:22.114	2 Laps
Lap 7			48	3:28.548	2 Laps	982	3:04.899	1 Lap	982	3:17.746	1 Lap	134	2:57.693	2:28.769
969	2:36.516		908	3:05.900	1 Lap	48	3:27.570	2 Laps	96	3:14.225	1 Lap	Lap 12		
997	2:39.954	0.944	50	2:54.895	1 Lap	411	3:04.065	1 Lap	411	3:19.053	1 Lap	969	2:38.973	
961	2:38.452	3.277	92	2:58.477	1 Lap	50	3:15.697	1 Lap	48	3:20.629	2 Laps	124	2:51.043	1 Lap
980	2:39.876	5.662	982	3:06.234	1 Lap	4	2:54.736	1 Lap	38	3:01.328	1 Lap	8	3:05.709	2 Laps
982	3:08.372	1 Lap	265	2:54.079	1 Lap	96	2:54.440	1 Lap	40	3:00.917	1 Lap	44	3:04.041	2 Laps
50	2:56.544	1 Lap	411	3:05.442	1 Lap	77	4:12.920	1 Lap	957	2:58.982	1:51.983	74	3:04.463	2 Laps
411	3:07.219	1 Lap	4	2:56.336	1 Lap	9	2:58.751	1 Lap	49	3:03.423	1 Lap	980	2:40.984	19.038
92	2:56.695	1 Lap	96	2:55.492	1 Lap	38	3:02.802	1 Lap	29	3:02.833	1 Lap	50	2:58.331	2 Laps
265	2:54.472	1 Lap	9	3:00.160	1 Lap	40	3:02.367	1 Lap	134	2:45.886	2:09.061	926	3:10.547	1 Lap
4	2:57.561	1 Lap	38	3:00.018	1 Lap	957	2:50.583	1:30.949	926	3:10.547	1 Lap	919	3:22.491	1 Lap
96	2:59.148	1 Lap	919	3:09.266	1 Lap	49	3:03.664	1 Lap	919	3:22.491	1 Lap	8	3:03.363	1 Lap
919	3:10.268	1 Lap	994	3:09.009	1 Lap	919	3:09.961	1 Lap	44	3:03.589	1 Lap	44	3:03.589	1 Lap
994	3:10.388	1 Lap	40	3:01.529	1 Lap	994	3:13.068	1 Lap	74	3:03.446	1 Lap	74	3:03.446	1 Lap
9	2:59.179	1 Lap	49	3:01.756	1 Lap	926	3:10.481	1 Lap	994	3:23.412	1 Lap	994	3:23.412	1 Lap
926	3:12.411	1 Lap	29	3:01.462	1 Lap	963	3:12.200	1 Lap	963	3:11.243	1 Lap	963	3:11.243	1 Lap
38	2:59.468	1 Lap	926	3:12.657	1 Lap	8	3:02.882	1 Lap	930	3:12.579	1 Lap	930	3:12.579	1 Lap
40	3:01.654	1 Lap	963	3:11.669	1 Lap	930	3:11.857	1 Lap	39	3:06.698	1 Lap	39	3:06.698	1 Lap
49	3:01.844	1 Lap	957	2:49.186	1:23.454	44	3:02.725	1 Lap	124	2:49.116	2:31.779	124	2:49.116	2:31.779
29	3:02.023	1 Lap	930	3:11.211	1 Lap	74	3:03.448	1 Lap	Lap 11					
963	3:12.903	1 Lap	8	3:03.696	1 Lap	39	3:04.304	1 Lap	969	2:37.985				
930	3:12.613	1 Lap	44	3:03.858	1 Lap	134	2:45.379	2:01.123	50	4:17.708	2 Laps			
8	3:02.886	1 Lap	74	3:04.089	1 Lap	124	2:50.617	2:20.611	67	3:05.795	2 Laps			
74	3:04.643	1 Lap	39	3:03.855	1 Lap	67	3:07.110	1 Lap	997	2:43.139	13.724			
44	3:01.883	1 Lap	67	3:06.626	1 Lap	61	2:48.682	2:23.801	961	2:42.367	16.616			
957	2:50.896	1:11.165	134	2:46.165	1:58.832	12	3:10.028	1 Lap	980	2:42.285	17.027			
39	3:06.054	1 Lap	953	3:18.455	1 Lap	21	3:09.355	1 Lap	21	3:10.791	2 Laps			
953	3:17.279	1 Lap	12	3:07.777	1 Lap	953	3:17.738	1 Lap	176	2:48.557	1 Lap			
67	3:08.710	1 Lap	21	3:08.091	1 Lap	Lap 10			983	3:00.260	1 Lap			
12	3:08.821	1 Lap	47	3:08.619	1 Lap	969	2:37.948	983	3:00.260	1 Lap				
21	3:07.787	1 Lap	124	2:46.880	2:13.082	47	3:12.208	2 Laps	77	4:41.906	2 Laps			
986	3:18.414	1 Lap	61	2:49.027	2:18.207	989	3:06.791	1 Lap	12	3:18.045	2 Laps			
47	3:07.917	1 Lap	989	2:57.040	2:18.262	983	2:59.666	1 Lap	69	2:52.267	1 Lap			
134	2:43.871	1:49.564	986	3:20.934	1 Lap	997	2:41.028	8.570	98	2:55.419	1 Lap			
23	3:09.154	1 Lap	23	3:08.619	1 Lap	Lap 9			953	3:18.947	2 Laps			
989	2:53.538	1:58.119	983	2:57.227	2:29.596	969	2:43.088	983	3:18.947	2 Laps				
						82	2:54.913	1 Lap	185	3:08.234	1 Lap			




ACNN SPA EURO RACE RACE 1

Analysis by lap

Lapped

Nr	Lap Time	Gap	Nr	Lap Time	Gap	Nr	Lap Time	Gap	Nr	Lap Time	Gap	Nr	Lap Time	Gap	
7	4:16.685	1 Lap	47	3:08.504	2 Laps	50	2:55.541	1 Lap	Lap 16				265	3:08.756	2 Laps
12	4:30.693	2 Laps	81	2:52.173	1 Lap	77	2:48.556	1 Lap					4	3:07.325	2 Laps
38	3:10.890	1 Lap	124	2:58.962	3:01.058	265	2:57.256	1 Lap	969	2:38.345		92	3:08.160	2 Laps	
47	4:32.741	2 Laps	993	2:59.158	1 Lap	4	2:56.115	1 Lap	265	2:59.852	2 Laps	47	3:20.013	3 Laps	
94	4:17.567	1 Lap	49	3:12.351	1 Lap	92	4:22.839	1 Lap	4	2:57.546	2 Laps	997	3:00.038	30.647	
40	3:09.499	1 Lap	988	2:59.660	1 Lap	953	3:14.109	2 Laps	92	2:57.286	2 Laps	961	2:52.080	36.542	
49	3:02.937	1 Lap	50	2:55.454	1 Lap	Lap 15				134	2:44.525	1 Lap	957	3:03.404	1 Lap
185	4:45.902	1 Lap	953	4:45.536	2 Laps					969	2:37.050		997	2:42.159	19.108
Lap 13			265	2:55.745	1 Lap	134	2:45.022	1 Lap	957	2:51.589	1 Lap	953	3:22.243	3 Laps	
969	2:52.498		929	3:24.487	2 Laps	96	2:59.149	2 Laps	961	2:42.499	32.961	411	3:14.011	2 Laps	
124	2:48.730	1 Lap	4	2:56.467	1 Lap	957	2:47.942	1 Lap	96	3:05.681	2 Laps	9	3:11.416	2 Laps	
29	3:11.699	2 Laps	77	2:48.744	1 Lap	997	2:40.889	15.294	908	4:25.666	2 Laps	96	3:32.538	2 Laps	
993	4:27.311	2 Laps	96	2:56.791	1 Lap	929	3:26.348	3 Laps	953	3:15.859	3 Laps	124	3:00.968	1 Lap	
929	3:25.900	3 Laps	134	2:46.398	4:00.303	411	3:00.188	2 Laps	411	3:03.812	2 Laps	982	3:15.910	2 Laps	
81	3:21.006	2 Laps	957	2:50.794	4:03.048	982	3:00.638	2 Laps	9	3:02.819	2 Laps	980	2:59.187	1:25.061	
988	4:39.613	2 Laps	Lap 14			9	2:59.255	2 Laps	982	3:04.743	2 Laps	61	3:00.616	1 Lap	
980	2:52.886	19.426	969	4:03.583		961	2:40.846	28.807	124	2:54.722	1 Lap	40	3:10.992	2 Laps	
50	2:55.442	2 Laps	411	3:01.634	2 Laps	40	3:02.154	2 Laps	40	3:05.548	2 Laps	49	3:11.312	2 Laps	
8	3:14.035	2 Laps	982	3:03.342	2 Laps	49	4:20.179	2 Laps	49	3:05.555	2 Laps	38	3:08.386	2 Laps	
265	2:57.052	2 Laps	9	3:00.203	2 Laps	124	4:29.593	1 Lap	980	2:50.060	1:14.373	82	3:06.609	1 Lap	
48	3:36.610	3 Laps	997	2:41.477	11.455	38	3:02.890	2 Laps	38	3:02.949	2 Laps	176	3:10.343	1 Lap	
44	3:17.529	2 Laps	40	4:31.132	2 Laps	986	3:18.546	3 Laps	61	2:52.882	1 Lap	7	3:02.408	1 Lap	
74	3:18.280	2 Laps	986	3:19.106	3 Laps	980	2:48.375	1:02.658	929	3:41.665	3 Laps	69	3:04.712	1 Lap	
4	2:57.863	2 Laps	961	2:41.691	25.011	29	3:10.763	2 Laps	176	2:54.693	1 Lap	98	3:05.173	1 Lap	
77	2:50.432	2 Laps	38	4:40.261	2 Laps	61	2:48.650	1 Lap	82	2:56.898	1 Lap	8	3:14.056	2 Laps	
96	3:00.202	2 Laps	29	4:30.132	2 Laps	8	3:02.694	2 Laps	29	3:17.572	2 Laps	44	3:13.280	2 Laps	
930	3:26.857	2 Laps	23	3:51.559	3 Laps	44	3:03.513	2 Laps	8	3:08.324	2 Laps	29	3:22.088	2 Laps	
23	5:25.123	3 Laps	8	4:26.061	2 Laps	176	2:50.415	1 Lap	7	2:57.566	1 Lap	989	3:12.471	1 Lap	
411	3:01.296	2 Laps	980	4:35.490	51.333	82	2:50.339	1 Lap	44	3:07.396	2 Laps	185	3:04.764	1 Lap	
67	3:16.481	2 Laps	44	4:23.588	2 Laps	7	2:52.745	1 Lap	986	3:26.441	3 Laps	94	3:07.092	1 Lap	
982	3:01.339	2 Laps	61	2:49.470	1 Lap	69	2:55.266	1 Lap	69	2:59.231	1 Lap	986	3:36.220	3 Laps	
986	5:10.272	3 Laps	919	3:09.111	2 Laps	919	3:11.861	2 Laps	98	2:55.811	1 Lap	74	3:15.860	2 Laps	
98	3:08.474	1 Lap	176	2:55.585	1 Lap	98	2:55.752	1 Lap	989	3:06.063	1 Lap	919	3:21.817	2 Laps	
9	4:32.906	2 Laps	82	2:55.750	1 Lap	989	2:58.915	1 Lap	74	3:07.853	2 Laps	81	3:06.266	1 Lap	
957	2:47.983	1 Lap	926	3:10.358	2 Laps	74	3:04.562	2 Laps	185	2:59.743	1 Lap	Lap 18			
134	4:16.607	1 Lap	7	2:54.306	1 Lap	994	3:10.831	2 Laps	919	3:19.863	2 Laps	969	2:54.578		
997	4:00.175	1:33.561	994	3:12.703	2 Laps	926	3:12.131	2 Laps	94	3:01.404	1 Lap	983	3:15.774	2 Laps	
961	4:10.357	1:46.903	69	2:55.901	1 Lap	185	2:52.591	1 Lap	81	3:06.140	1 Lap	77	3:04.452	2 Laps	
919	3:09.488	2 Laps	989	3:03.256	1 Lap	94	2:56.601	1 Lap	983	3:14.640	1 Lap	926	3:24.138	3 Laps	
994	3:12.239	2 Laps	48	4:46.635	3 Laps	23	3:44.908	3 Laps	926	3:30.520	2 Laps	963	3:22.977	3 Laps	
926	4:34.444	2 Laps	74	4:43.923	2 Laps	39	3:10.722	2 Laps	963	3:20.811	2 Laps	994	3:24.978	3 Laps	
61	2:49.983	1 Lap	98	4:12.784	1 Lap	963	3:13.318	2 Laps	39	3:23.207	2 Laps	50	3:10.657	2 Laps	
92	3:09.933	1 Lap	963	3:13.458	2 Laps	983	3:01.349	1 Lap	994	3:34.986	2 Laps	988	3:16.384	2 Laps	
39	4:36.551	2 Laps	39	3:14.507	2 Laps	48	3:23.072	3 Laps	930	3:21.487	2 Laps	929	4:53.053	4 Laps	
963	4:34.408	2 Laps	908	3:16.655	1 Lap	930	3:11.860	2 Laps	Lap 17						
908	3:03.806	1 Lap	930	4:34.874	2 Laps	81	2:53.698	1 Lap					969	2:48.499	
989	2:58.476	1 Lap	930	2:59.697	1 Lap	67	3:10.309	2 Laps	67	3:19.196	3 Laps	993	3:18.963	2 Laps	
176	4:17.830	1 Lap	94	2:53.262	1 Lap	12	3:07.787	2 Laps	77	3:00.107	2 Laps	12	3:21.436	3 Laps	
82	2:51.648	1 Lap	185	2:49.815	1 Lap	993	3:00.155	1 Lap	12	3:15.957	3 Laps	997	2:55.958	32.027	
69	4:13.313	1 Lap	67	4:39.429	2 Laps	21	3:07.764	2 Laps	993	3:11.690	2 Laps	67	3:22.294	3 Laps	
7	2:49.390	1 Lap	12	3:06.900	2 Laps	988	2:58.246	1 Lap	993	3:11.690	2 Laps	39	3:34.679	3 Laps	
983	4:28.739	1 Lap	81	2:53.023	1 Lap	50	2:54.709	1 Lap	988	3:08.491	2 Laps	21	3:16.851	3 Laps	
12	3:09.205	2 Laps	21	3:07.560	2 Laps	77	2:49.634	1 Lap	48	3:35.416	4 Laps	48	3:26.201	4 Laps	
94	2:53.024	1 Lap	993	2:59.526	1 Lap	47	3:10.473	2 Laps	50	3:05.932	2 Laps	134	3:12.830	1 Lap	
21	4:30.213	2 Laps	47	3:07.656	2 Laps	Lap 17				961	2:59.812	41.776			
185	2:52.995	1 Lap	988	2:59.715	1 Lap					23	3:51.483	4 Laps	4	3:11.172	2 Laps
								134	2:59.862	1 Lap	265	3:15.791	2 Laps		



ACNN
SPA EURO RACE
RACE 1


Analysis by lap

Lapped

Nr	Lap Time	Gap	Nr	Lap Time	Gap	Nr	Lap Time	Gap	Nr	Lap Time	Gap	Nr	Lap Time	Gap
92	3:11.889	2 Laps	124	2:53.029	1 Lap	411	3:03.108	2 Laps						
957	3:08.294	1 Lap	980	2:53.111	1:31.347	908	3:00.905	2 Laps						
47	3:19.871	3 Laps	61	2:56.341	1 Lap	82	2:54.328	1 Lap						
23	3:50.292	4 Laps	411	3:07.702	2 Laps	38	3:01.962	2 Laps						
124	3:00.317	1 Lap	9	3:07.649	2 Laps	7	2:54.184	1 Lap						
908	3:20.207	2 Laps	908	3:11.040	2 Laps	176	2:55.329	1 Lap						
411	3:11.860	2 Laps	982	3:11.890	2 Laps	982	3:05.923	2 Laps						
980	3:01.913	1:32.396	38	3:05.322	2 Laps	40	3:03.745	2 Laps						
9	3:11.795	2 Laps	40	3:05.349	2 Laps	49	3:03.159	2 Laps						
61	3:00.780	1 Lap	23	3:43.822	4 Laps	69	3:00.816	1 Lap						
953	3:25.664	3 Laps	49	3:05.123	2 Laps	953	3:18.371	3 Laps						
982	3:16.371	2 Laps	82	2:55.660	1 Lap	96	3:05.134	2 Laps						
38	3:07.590	2 Laps	953	3:20.330	3 Laps	44	3:02.477	2 Laps						
40	3:11.931	2 Laps	176	2:55.893	1 Lap	8	3:04.170	2 Laps						
49	3:12.302	2 Laps	7	2:54.603	1 Lap	23	3:41.123	4 Laps						
82	3:01.138	1 Lap	69	2:57.982	1 Lap	185	3:06.803	1 Lap						
176	3:02.544	1 Lap	96	3:09.246	2 Laps									
7	3:02.870	1 Lap	8	3:04.281	2 Laps									
96	3:46.406	2 Laps	44	3:04.471	2 Laps									
69	3:01.453	1 Lap	185	2:55.563	1 Lap									
98	3:00.790	1 Lap												
8	3:11.765	2 Laps	Lap 20											
44	3:11.123	2 Laps	969	2:45.997										
29	3:17.838	2 Laps	989	3:02.045	2 Laps									
989	3:08.495	1 Lap	94	2:58.658	2 Laps									
185	3:05.730	1 Lap	29	3:11.507	3 Laps									
94	3:08.105	1 Lap	81	2:54.412	2 Laps									
			74	3:07.443	3 Laps									
			997	2:43.241	27.520									
			77	2:52.386	2 Laps									
			961	2:44.040	38.598									
			983	3:03.080	2 Laps									
			50	2:56.674	2 Laps									
			919	3:12.853	3 Laps									
			134	2:53.241	1 Lap									
			993	3:02.586	2 Laps									
			988	3:03.693	2 Laps									
			986	3:24.000	4 Laps									
			4	2:59.838	2 Laps									
			926	3:13.099	3 Laps									
			92	3:01.798	2 Laps									
			994	3:13.593	3 Laps									
			265	3:03.047	2 Laps									
			963	3:15.769	3 Laps									
			12	3:08.995	3 Laps									
			67	3:08.141	3 Laps									
			21	3:10.148	3 Laps									
			39	3:10.877	3 Laps									
			930	3:14.710	3 Laps									
			124	2:49.069	1 Lap									
			957	3:19.741	1 Lap									
			47	3:08.203	3 Laps									
			980	2:50.407	1:35.757									
			61	2:49.813	1 Lap									
			48	3:17.214	4 Laps									
			929	3:25.916	4 Laps									
			9	3:00.933	2 Laps									

Lap 19

969	2:54.160	
74	3:11.718	3 Laps
81	3:02.186	2 Laps
77	3:01.564	2 Laps
919	3:21.636	3 Laps
983	3:10.367	2 Laps
986	3:35.229	4 Laps
997	2:52.409	30.276
50	3:04.925	2 Laps
961	2:52.939	40.555
988	3:09.565	2 Laps
993	3:08.759	2 Laps
926	3:21.346	3 Laps
963	3:20.007	3 Laps
994	3:18.241	3 Laps
134	3:02.649	1 Lap
4	3:04.059	2 Laps
12	3:18.438	3 Laps
21	3:18.391	3 Laps
67	3:18.874	3 Laps
930	3:20.676	3 Laps
39	3:18.988	3 Laps
92	3:05.787	2 Laps
957	2:59.669	1 Lap
265	3:07.310	2 Laps
929	3:30.396	4 Laps
47	3:10.538	3 Laps
48	3:26.134	4 Laps




ACNN
SPA EURO RACE
RACE 1

Sector Analysis

Personal Best Session Best B Crossing the finish line in pit lane

Lap	D	Time	Sector 1	Sector 2	Sector 3	T. Spd	Elapsed	Lap	D	Time	Sector 1	Sector 2	Sector 3	T. Spd	Elapsed								
3	1. Carly BERGSMA 2. Niels KOOL							Zilhouette ZIL	7	1	3:03.696	52.840	1:23.458	47.398		22:48.536							
	1	1	4:02.961	1:58.833	1:19.248	44.880		4:02.961	8	1	3:02.882	52.898	1:22.363	47.621	186.5	25:51.418							
	2	1	2:53.656	51.499	1:17.369	44.788	192.5	6:56.617	9	1	3:03.363			47.475		28:54.781							
4	1. Daniel OVERDUIN							Zilhouette ZIL	10	1	3:05.709	54.198	1:23.684	47.827	185.6	32:00.490							
	1	1	4:15.584	1:58.191	1:20.756	56.637		4:15.584	11	1	3:14.035	53.272	1:22.943	57.820		35:14.525							
	2	1	2:59.749	52.695	1:20.334	46.720	194.9	7:15.333	12	1	4:26.061	2:16.349	1:22.164	47.548		39:40.586							
	3	1	2:58.876	53.579	1:19.338	45.959	189.8	10:14.209	13	1	3:02.694	53.198	1:22.720	46.776	188.8	42:43.280							
	4	1	2:59.089	52.960	1:20.237	45.892	189.1	13:13.298	14	1	3:08.324	52.906	1:24.179	51.239	189.8	45:51.604							
	5	1	2:59.153	52.087	1:20.664	46.402	191.2	16:12.451	15	1	3:14.056	54.160	1:29.667	50.229	191.5	49:05.660							
	6	1	2:57.561	51.788	1:19.070	46.703	194.6	19:10.012	16	1	3:11.765	56.769	1:25.086	49.910	173.6	52:17.425							
	7	1	2:56.336	52.355	1:18.115	45.866	191.5	22:06.348	17	1	3:04.281	54.101	1:22.885	47.295	186.9	55:21.706							
	8	1	2:54.736	51.862	1:17.437	45.437	191.8	25:01.084	18	1	3:04.170	53.374	1:22.783	48.013	189.5	58:25.876							
	9	1	3:07.442	51.533	1:18.844	57.065	194.2	28:08.526	9 1. Dimitri VAN DER SPEK BMW OOPE														
	10	1	4:17.326	2:13.491	1:18.083	45.752	197.4	32:25.852															
	11	1	2:57.863	51.841	1:19.666	46.356	193.5	35:23.715															
	12	1	2:56.467	51.999	1:18.548	45.920	191.8	38:20.182															
	13	1	2:56.115	51.413	1:18.745	45.957	195.3	41:16.297															
	14	1	2:57.546	51.869	1:19.883	45.794	191.8	44:13.843															
	15	1	3:07.325	51.283	1:23.548	52.494	193.5	47:21.168															
	16	1	3:11.172	55.974	1:25.456	49.742	172.2	50:32.340															
	17	1	3:04.059	54.275	1:22.333	47.451	172.0	53:36.399															
18	1	2:59.838	52.387	1:20.584	46.867	194.9	56:36.237																
7	1. John DEN HOLLANDER							Zilhouette ZIL								1	1	4:17.211	2:09.426	1:21.000	46.785		4:17.211
	1	1	3:59.120	1:55.912	1:18.250	44.958		3:59.120								2	1	2:59.996	51.681	1:22.249	46.066	199.3	7:17.207
	2	1	2:50.514	50.025	1:16.286	44.203	201.5	6:49.634								3	1	3:02.092	51.984	1:23.311	46.797	185.9	10:19.299
	3	1	2:53.706	49.479	1:18.266	45.961	207.7	9:43.340								4	1	2:59.545	52.206	1:20.884	46.455	198.2	13:18.844
	4	1	2:49.616	49.380	1:15.902	44.334	203.0	12:32.956								5	1	2:58.107	51.957	1:19.876	46.274	200.0	16:16.951
	5	1	2:50.896	50.099	1:16.530	44.267	201.1	15:23.852								6	1	2:59.179	52.797	1:20.001	46.381	197.8	19:16.130
	6	1	2:49.783	49.228	1:16.743	43.812	194.2	18:13.635								7	1	3:00.160	53.151	1:20.500	46.509	196.7	22:16.290
	7	1	2:52.180	49.400	1:18.101	44.679	185.6	21:05.815								8	1	2:58.751	52.113	1:20.091	46.547	196.7	25:15.041
	8	1	2:52.986	49.721	1:19.114	44.151	210.9	23:58.801	9	1	2:59.656	52.351	1:20.637	46.668	197.1	28:14.697							
	9	1	2:53.578	49.828	1:18.674	45.076	204.5	26:52.379	10	1	3:08.268	52.230	1:20.892	55.146	196.4	31:22.965							
	10	1	3:08.949	49.719	1:20.217	59.013	196.0	30:01.328	11	1	4:32.906	2:25.607	1:20.712	46.587	196.4	35:55.871							
	11	1	4:16.685	2:14.466	1:17.146	45.073	206.5	34:18.013	12	1	3:00.203	52.604	1:21.167	46.432	189.5	38:56.074							
	12	1	2:49.390	49.360	1:16.258	43.772	210.5	37:07.403	13	1	2:59.255	52.214	1:20.631	46.410	197.4	41:55.329							
	13	1	2:54.306	49.861	1:18.892	45.553	207.3	40:01.709	14	1	3:02.819	52.172	1:21.514	49.133	197.8	44:58.148							
	14	1	2:52.745	49.732	1:18.964	44.049	210.9	42:54.454	15	1	3:11.416	53.135	1:26.759	51.522	194.9	48:09.564							
	15	1	2:57.566	49.434	1:19.650	48.482	209.7	45:52.020	16	1	3:11.795	55.625	1:26.465	49.705	164.6	51:21.359							
	16	1	3:02.408	51.019	1:23.246	48.143	204.5	48:54.428	17	1	3:07.649	56.033	1:24.112	47.504	187.8	54:29.008							
	17	1	3:02.870	53.946	1:22.670	46.254	170.3	51:57.298	18	1	3:00.933	52.667	1:21.444	46.822	196.4	57:29.941							
	18	1	2:54.603	51.699	1:18.408	44.496	195.7	54:51.901	12 1. Maurice VAN DIJK BMW R OOPE														
19	1	2:54.184	49.565	1:20.082	44.537	205.7	57:46.085																
8	1. Patrick KROEZE							BMW OOPE								1	1	4:28.555	2:09.323	1:29.130	50.102		4:28.555
	1	1	4:14.799	2:04.066	1:22.879	47.854		4:14.799								2	1	3:09.530	55.423	1:25.436	48.671	180.0	7:38.085
	2	1	3:06.106	53.229	1:24.972	47.905	193.5	7:20.905								3	1	3:09.891	55.372	1:24.787	49.732	184.6	10:47.976
	3	1	3:08.290	57.188	1:23.397	47.705	168.7	10:29.195								4	1	3:07.810	55.175	1:24.330	48.305	180.6	13:55.786
	4	1	3:05.218	53.077	1:24.252	47.889	191.8	13:34.413								5	1	3:07.888	54.338	1:24.772	48.778	185.9	17:03.674
	5	1	3:07.541	56.396	1:22.989	48.156		16:41.954								6	1	3:08.821	54.409	1:25.544	48.868	185.9	20:12.495
21	1. Harm JENSMA							BMW R OOPE								7	1	3:07.777	54.669	1:24.358	48.750	187.8	23:20.272
	1	1	4:26.016	2:08.416	1:27.875	49.725		4:26.016								8	1	3:10.028	55.635	1:25.552	48.841	187.8	26:30.300




ACNN
SPA EURO RACE
RACE 1

Sector Analysis

Personal Best Session Best B Crossing the finish line in pit lane

Lap	D	Time	Sector 1	Sector 2	Sector 3	T. Spd	Elapsed	Lap	D	Time	Sector 1	Sector 2	Sector 3	T. Spd	Elapsed
23 1. Henri VAN NORDEN BMW OOP															
2. Roland VAN HIERDEN															
1	1	4:32.849	2:13.203	1:27.800	51.846		4:32.849								
2	1	3:13.294	56.595	1:26.528	50.171	180.6	7:46.143								
3	1	3:12.528	56.678	1:26.191	49.659	178.8	10:58.671								
4	1	3:11.382	55.164	1:25.949	50.269	175.9	14:10.053								
5	1	3:14.818	55.435	1:24.674	54.709	185.6	17:24.871								
6	1	3:09.154	54.960	1:24.881	49.313	181.5	20:34.025								
7	1	3:08.619	54.957	1:24.626	49.036	178.8	23:42.644								
8	1	3:11.319	54.689	1:24.880	51.750	177.0	26:53.963								
9	1	3:26.037	54.723	1:24.018	1:07.296	181.5	30:20.000								
10	1	5:25.123	2:40.669	1:44.331	1:00.123	159.8	35:45.123								
11	1	3:51.559	1:02.456	1:48.240	1:00.863	155.8	39:36.682								
12	1	3:44.908	1:02.588	1:44.923	57.397	161.4	43:21.590								
13	1	3:51.483	1:01.727	1:48.796	1:00.960	151.9	47:13.073								
14	1	3:50.292	1:03.706	1:46.454	1:00.132	150.4	51:03.365								
15	1	3:43.822	1:02.229	1:42.110	59.483	149.8	54:47.187								
16	1	3:41.123	1:02.676	1:39.899	58.548	158.4	58:28.310								
38 1. Auke WIEGERS BMW OOP															
2. Daniel MEENDERING															
1	1	4:13.692	2:03.891	1:21.481	48.320		4:13.692								
2	1	3:00.739	53.031	1:20.625	47.083	192.5	7:14.431								
3	1	3:03.276	54.272	1:21.485	47.519	190.1	10:17.707								
4	1	3:02.238	53.157	1:22.029	47.052	180.0	13:19.945								
5	1	3:00.779	52.890	1:20.857	47.032	193.9	16:20.724								
6	1	2:59.468	52.169	1:20.787	46.512	189.5	19:20.192								
7	1	3:00.018	52.584	1:20.285	47.149	187.5	22:20.210								
8	1	3:02.802	54.286	1:21.145	47.371	186.9	25:23.012								
9	1	3:01.328	53.314	1:21.374	46.640	188.8	28:24.340								
10	1	3:01.106	53.369	1:21.221	46.516	180.3	31:25.446								
11	1	3:10.890	53.453	1:21.301	56.136	192.2	34:36.336								
12	1	4:40.261	2:29.275	1:22.612	48.374	193.5	39:16.597								
13	1	3:02.890	53.233	1:22.250	47.407	186.9	42:19.487								
14	1	3:02.949	52.672	1:22.173	48.104	191.2	45:22.436								
15	1	3:08.386	53.058	1:25.340	49.988	194.9	48:30.822								
16	1	3:07.590	55.165	1:23.079	49.346	189.5	51:38.412								
17	1	3:05.322	55.693	1:21.892	47.737	187.5	54:43.734								
18	1	3:01.962	53.853	1:20.921	47.188	191.5	57:45.696								
39 1. Twan VAN BAAST BMW R OOP															
2. Jur VISSER															
1	1	4:17.689	2:04.488	1:25.258	47.943		4:17.689								
2	1	3:06.853	54.217	1:24.521	48.115	180.9	7:24.542								
3	1	3:04.874	53.072	1:23.467	48.335	172.8	10:29.416								
4	1	3:05.934	53.080	1:25.153	47.701	177.3	13:35.350								
5	1	3:09.550	56.085	1:25.525	47.940	187.2	16:44.900								
6	1	3:06.054	54.314	1:23.555	48.185	185.9	19:50.954								
7	1	3:03.855	53.084	1:23.184	47.587	179.7	22:54.809								
8	1	3:04.304	52.828	1:23.956	47.520	189.8	25:59.113								
9	1	3:06.698	53.662	1:25.013	48.023	184.0	29:05.811								
10	1	3:15.844	54.295	1:24.173	57.376	177.9	32:21.655								
11	1	4:36.551	2:18.032	1:27.370	51.149	180.3	36:58.206								
12	1	3:14.507	55.707	1:28.573	50.227	170.9	40:12.713								
13	1	3:10.722	56.652	1:24.685	49.385	176.2	43:23.435								
14	1	3:23.207	58.287	1:29.849	55.071	178.5	46:46.642								
15	1	3:34.679	1:00.409	1:35.648	58.622	173.6	50:21.321								
16	1	3:18.988	59.717	1:29.261	50.010	167.7	53:40.309								
17	1	3:10.877	57.342	1:24.314	49.221	186.2	56:51.186								
40 1. Gerald LEKKERKERKER BMW OOP															
1	1	4:13.072	2:01.933	1:22.870	48.269		4:13.072								
2	1	3:02.928	53.884	1:21.451	47.593	195.3	7:16.000								
3	1	3:03.610	53.177	1:23.636	46.797	184.3	10:19.610								
4	1	3:01.814	52.938	1:21.470	47.406	196.7	13:21.424								
5	1	3:01.199	53.002	1:21.094	47.103	196.4	16:22.623								
6	1	3:01.654	53.255	1:21.387	47.012	195.3	19:24.277								
7	1	3:01.529	52.833	1:21.613	47.083	196.4	22:25.806								
8	1	3:02.367	53.292	1:22.129	46.946	193.2	25:28.173								
9	1	3:00.917	52.767	1:21.274	46.876	194.2	28:29.090								
10	1	3:01.211	52.827	1:21.600	46.784	193.5	31:30.301								
11	1	3:09.499	52.729	1:21.434	55.336	193.9	34:39.800								
12	1	4:31.132	2:21.536	1:22.657	46.939	192.9	39:10.932								
13	1	3:02.154	53.765	1:21.301	47.088	192.2	42:13.086								




ACNN SPA EURO RACE RACE 1

Sector Analysis

■ Personal Best ■ Session Best B Crossing the finish line in pit lane

Lap	D	Time	Sector 1	Sector 2	Sector 3	T. Spd	Elapsed	Lap	D	Time	Sector 1	Sector 2	Sector 3	T. Spd	Elapsed
14	1	3:05.548	54.224	1:22.756	48.568	193.9	45:18.634	9	1	3:22.114	57.953	1:31.246	52.915	150.6	31:40.442
15	1	3:10.992	53.459	1:26.674	50.859	194.6	48:29.626	10	1	3:36.610	B 57.864	1:33.123	1:05.623	158.1	35:17.052
16	1	3:11.931	56.318	1:24.731	50.882	186.5	51:41.557	11	1	4:46.635	2:22.897	1:26.885	56.853	170.9	40:03.687
17	1	3:05.349	55.164	1:21.781	48.404	188.8	54:46.906	12	1	3:23.072	59.571	1:26.767	56.734	172.8	43:26.759
18	1	3:03.745	55.076	1:21.523	47.146	191.5	57:50.651	13	1	3:35.416	58.489	1:36.815	1:00.112	163.6	47:02.175
44 1. Robert ACKERMANN BMW OOE								49 1. Sjoerd STIKSMA BMW OOE							
1	1	4:15.582	2:04.467	1:23.065	48.050		4:15.582	1	1	4:11.239	2:01.492	1:22.112	47.635		4:11.239
2	1	3:04.174	53.541	1:22.801	47.832	188.8	7:19.756	2	1	3:02.519	53.374	1:21.301	47.844	192.2	7:13.758
3	1	3:09.960	59.054	1:23.268	47.638	177.6	10:29.716	3	1	3:04.393	55.153	1:22.027	47.213	184.6	10:18.151
4	1	3:04.959	52.841	1:24.164	47.954	176.8	13:34.675	4	1	3:03.980	53.809	1:21.544	48.627	191.2	13:22.131
5	1	3:10.426	56.874	1:25.556	47.996	182.7	16:45.101	5	1	3:01.249	53.066	1:20.933	47.250	194.9	16:23.380
6	1	3:01.883	52.629	1:21.748	47.506	193.5	19:46.984	6	1	3:01.844	52.659	1:21.656	47.529	197.1	19:25.224
7	1	3:03.858	53.408	1:23.610	46.840	187.5	22:50.842	7	1	3:01.756	53.335	1:21.105	47.316	191.5	22:26.980
8	1	3:02.725	52.599	1:22.981	47.145	190.1	25:53.567	8	1	3:03.664	53.342	1:22.579	47.743	187.2	25:30.644
9	1	3:03.589	52.926	1:23.275	47.388	190.8	28:57.156	9	1	3:03.423	53.209	1:22.263	47.951	187.5	28:34.067
10	1	3:04.041	52.407	1:23.430	48.204	192.5	32:01.197	10	1	3:04.080	53.516	1:23.289	47.275	186.9	31:38.147
11	1	3:17.529	B 53.900	1:22.807	1:00.822	190.5	35:18.726	11	1	3:02.937	52.791	1:22.365	47.781	193.5	34:41.084
12	1	4:23.588	2:12.783	1:22.436	48.369	190.8	39:42.314	12	1	3:12.351	B 53.729	1:21.590	57.032	187.5	37:53.435
13	1	3:03.513	53.895	1:22.414	47.204	185.2	42:45.827	13	1	4:20.179	2:11.754	1:21.378	47.047	191.8	42:13.614
14	1	3:07.396	53.458	1:24.250	49.688	190.8	45:53.223	14	1	3:05.555	53.860	1:22.793	48.902	185.6	45:19.169
15	1	3:13.280	52.683	1:30.125	50.472	189.8	49:06.503	15	1	3:11.312	53.048	1:27.454	50.810	194.9	48:30.481
16	1	3:11.123	56.275	1:25.054	49.794	168.7	52:17.626	16	1	3:12.302	56.771	1:25.041	50.490	185.9	51:42.783
17	1	3:04.471	54.443	1:22.695	47.333	184.9	55:22.097	17	1	3:05.123	54.573	1:22.085	48.465	190.1	54:47.906
18	1	3:02.477	52.816	1:22.170	47.491	193.2	58:24.574	18	1	3:03.159	54.536	1:21.392	47.231	191.5	57:51.065
47 1. Mick SCHUTTE BMW R OOE								50 1. Jan VOS Zilhouette ZIL 2. Joyce VOS							
1	1	4:31.142	2:09.686	1:30.290	51.166		4:31.142	1	1	4:07.158	1:57.580	1:21.356	48.222		4:07.158
2	1	3:10.993	55.448	1:25.843	49.702	188.8	7:42.135	2	1	2:56.248	51.529	1:18.630	46.089	198.2	7:03.406
3	1	3:10.040	54.424	1:25.497	50.119	190.1	10:52.175	3	1	2:59.581	52.402	1:20.845	46.334	181.5	10:02.987
4	1	3:08.489	54.691	1:24.781	49.017	180.3	14:00.664	4	1	2:54.987	51.105	1:18.399	45.483	201.5	12:57.974
5	1	3:10.222	54.607	1:26.061	49.554	189.5	17:10.886	5	1	2:54.191	50.597	1:18.319	45.275	200.7	15:52.165
6	1	3:07.917	54.281	1:24.881	48.755	187.8	20:18.803	6	1	2:56.544	51.306	1:19.321	45.917	203.4	18:48.709
7	1	3:08.619	53.871	1:25.718	49.030	191.2	23:27.422	7	1	2:54.895	51.017	1:18.457	45.421	203.4	21:43.604
8	1	3:12.208	56.303	1:26.217	49.688	158.8	26:39.630	8	1	3:15.697	B 51.191	1:19.411	1:05.095	203.0	24:59.301
9	1	3:24.486	B 53.999	1:27.440	1:03.047	190.1	30:04.116	9	1	4:17.708	2:12.014	1:19.701	45.993	197.1	29:17.009
10	1	4:32.741	2:19.042	1:23.967	49.732	180.9	34:36.857	10	1	2:58.331	51.412	1:20.043	46.876	192.2	32:15.340
11	1	3:08.504	54.816	1:25.450	48.238	182.4	37:45.361	11	1	2:55.442	50.426	1:19.786	45.230	204.2	35:10.782
12	1	3:07.656	54.429	1:24.681	48.546	187.8	40:53.017	12	1	2:55.454	50.825	1:19.304	45.325	201.5	38:06.236
13	1	3:10.473	55.220	1:25.346	49.907	184.3	44:03.490	13	1	2:55.541	51.106	1:18.848	45.587	201.1	41:01.777
14	1	3:20.013	54.691	1:28.989	56.333	183.4	47:23.503	14	1	2:54.709	51.070	1:18.211	45.428	202.2	43:56.486
15	1	3:19.871	55.872	1:30.638	53.361	165.6	50:43.374	15	1	3:05.932	50.817	1:22.702	52.413	204.2	47:02.418
16	1	3:10.538	57.457	1:23.919	49.162	179.7	53:53.912	16	1	3:10.657	54.084	1:27.186	49.387	174.5	50:13.075
17	1	3:08.203	54.496	1:24.755	48.952	186.5	57:02.115	17	1	3:04.925	55.761	1:22.900	46.264	167.7	53:18.000
48 1. Guido KALKHUIS BMW R OOE								61 1. Max WEERING Zilhouette ZIL							
1	1	4:38.003	2:14.945	1:29.436	53.622		4:38.003	1	1	3:53.887	1:54.580	1:15.553	43.754		3:53.887
2	1	3:19.766	58.507	1:28.253	53.006	161.2	7:57.769	2	1	2:47.619	49.593	1:14.581	43.445	196.4	6:41.506
3	1	3:20.356	58.785	1:28.559	53.012	163.6	11:18.125	3	1	2:48.512	49.746	1:14.582	44.184	195.3	9:30.018
4	1	3:20.391	59.201	1:27.672	53.518	170.3	14:38.516	4	1	2:47.771	49.521	1:14.709	43.541	196.7	12:17.789
5	1	3:23.065	58.086	1:30.991	53.988	154.5	18:01.581								
6	1	3:28.548	59.563	1:33.727	55.258	154.1	21:30.129								
7	1	3:27.570	57.706	1:33.695	56.169	172.5	24:57.699								
8	1	3:20.629	1:00.857	1:27.477	52.295	175.0	28:18.328								




ACNN
SPA EURO RACE
RACE 1

Sector Analysis

Personal Best Session Best B Crossing the finish line in pit lane

Lap	D	Time	Sector 1	Sector 2	Sector 3	T. Spd	Elapsed	Lap	D	Time	Sector 1	Sector 2	Sector 3	T. Spd	Elapsed
<div style="display: flex; justify-content: space-between;"> <div style="border: 1px solid black; padding: 2px;"> 67 1. Richard TERVELDE 2. Markus TERVELDE </div> <div style="text-align: right;"> BMW R OOPE </div> </div>															
1	1	4:20.706	2:05.927	1:25.106	49.673		4:20.706	1	1	4:23.711	2:10.097	1:25.640	47.974		4:23.711
2	1	3:10.004	56.317	1:24.158	49.529	185.2	7:30.710	2	1	3:03.120	53.541	1:21.831	47.748	193.2	7:26.831
3	1	3:09.443	55.332	1:23.690	50.421	185.9	10:40.153	3	1	3:03.571	54.006	1:21.862	47.703	189.8	10:30.402
4	1	3:08.806	55.513	1:23.688	49.605	186.5	13:48.959	4	1	3:05.767	53.751	1:23.876	48.140	194.6	13:36.169
5	1	3:08.946	54.852	1:24.476	49.618	186.2	16:57.905	5	1	3:06.087	55.559	1:22.829	47.699	192.5	16:42.256
6	1	3:08.710	56.482	1:23.271	48.957	184.9	20:06.615	6	1	3:04.643	54.893	1:21.940	47.810	190.5	19:46.899
7	1	3:06.626	54.374	1:23.609	48.643	184.9	23:13.241	7	1	3:04.089	54.151	1:22.727	47.211		22:50.988
8	1	3:07.110	55.534	1:22.960	48.616	186.5	26:20.351	8	1	3:03.448	53.504	1:22.623	47.321	194.6	25:54.436
9	1	3:05.795	54.377	1:22.637	48.781	188.5	29:26.146	9	1	3:03.446	53.887	1:21.916	47.643	195.7	28:57.882
10	1	3:07.036	55.559	1:22.984	48.493	187.8	32:33.182	10	1	3:04.463	53.668	1:23.310	47.485		32:02.345
11	1	3:16.481	54.417	1:22.575	59.489	184.0	35:49.663	11	1	3:18.280	55.737	1:21.968	1:00.575		35:20.625
12	1	4:39.429	2:23.177	1:26.908	49.344	182.7	40:29.092	12	1	4:43.923	2:29.880	1:25.168	48.875	189.8	40:04.548
13	1	3:10.309	56.549	1:25.238	48.522	183.4	43:39.401	13	1	3:04.562	53.693	1:22.868	48.001	194.6	43:09.110
14	1	3:19.196	56.096	1:28.611	54.489	184.3	46:58.597	14	1	3:07.853	53.115	1:24.429	50.309	188.8	46:16.963
15	1	3:22.294	58.852	1:29.631	53.811	167.7	50:20.891	15	1	3:15.860	54.519	1:27.538	53.803	186.2	49:32.823
16	1	3:18.874	59.651	1:29.305	49.918	170.3	53:39.765	16	1	3:11.718	56.564	1:24.532	50.622	181.2	52:44.541
17	1	3:08.141	55.495	1:23.598	49.048	187.2	56:47.906	17	1	3:07.443	54.969	1:23.914	48.560	188.5	55:51.984
<div style="display: flex; justify-content: space-between;"> <div style="border: 1px solid black; padding: 2px;"> 77 1. Erik GEERTS </div> <div style="text-align: right;"> Zilhouette ZIL </div> </div>															
1	1	3:55.202	1:53.951	1:17.220	44.031		3:55.202	1	1	3:55.202	1:53.951	1:17.220	44.031		3:55.202
2	1	2:50.870	49.237	1:17.394	44.239	197.4	6:46.072	2	1	2:50.870	49.237	1:17.394	44.239	197.4	6:46.072
3	1	2:49.390	48.650	1:17.574	43.166	211.8	9:35.462	3	1	2:49.390	48.650	1:17.574	43.166	211.8	9:35.462
4	1	2:49.532	48.886	1:16.365	44.281	213.0	12:24.994	4	1	2:49.532	48.886	1:16.365	44.281	213.0	12:24.994
5	1	2:47.422	48.768	1:15.544	43.110	214.3	15:12.416	5	1	2:47.422	48.768	1:15.544	43.110	214.3	15:12.416
6	1	2:49.347	49.319	1:16.184	43.844	210.5	18:01.763	6	1	2:49.347	49.319	1:16.184	43.844	210.5	18:01.763
7	1	2:49.516	49.295	1:17.015	43.206	212.2	20:51.279	7	1	2:49.516	49.295	1:17.015	43.206	212.2	20:51.279
8	1	4:12.920	48.978	1:51.456	1:32.486	214.3	25:04.199	8	1	4:12.920	48.978	1:51.456	1:32.486	214.3	25:04.199
9	1	4:41.906	2:29.999	1:19.214	52.693	209.7	29:46.105	9	1	4:41.906	2:29.999	1:19.214	52.693	209.7	29:46.105
10	1	2:55.049	51.862	1:19.978	43.209	211.8	32:41.154	10	1	2:55.049	51.862	1:19.978	43.209	211.8	32:41.154
11	1	2:50.432	49.207	1:17.012	44.213	212.6	35:31.586	11	1	2:50.432	49.207	1:17.012	44.213	212.6	35:31.586
12	1	2:48.744	49.224	1:16.381	43.139	211.8	38:20.330	12	1	2:48.744	49.224	1:16.381	43.139	211.8	38:20.330
13	1	2:48.556	48.838	1:16.630	43.088	214.3	41:08.886	13	1	2:48.556	48.838	1:16.630	43.088	214.3	41:08.886
14	1	2:49.634	49.070	1:17.096	43.468	211.8	43:58.520	14	1	2:49.634	49.070	1:17.096	43.468	211.8	43:58.520
15	1	3:00.107	48.502	1:22.071	49.534	214.7	46:58.627	15	1	3:00.107	48.502	1:22.071	49.534	214.7	46:58.627
16	1	3:04.452	51.685	1:25.326	47.441	184.0	50:03.079	16	1	3:04.452	51.685	1:25.326	47.441	184.0	50:03.079
17	1	3:01.564	54.808	1:20.505	46.251	181.5	53:04.643	17	1	3:01.564	54.808	1:20.505	46.251	181.5	53:04.643
18	1	2:52.386	49.892	1:18.139	44.355	206.5	55:57.029	18	1	2:52.386	49.892	1:18.139	44.355	206.5	55:57.029
<div style="display: flex; justify-content: space-between;"> <div style="border: 1px solid black; padding: 2px;"> 81 1. Bernard BLAAK </div> <div style="text-align: right;"> Zilhouette ZIL </div> </div>															
1	1	3:58.627	1:56.099	1:17.589	44.939		3:58.627	1	1	3:58.627	1:56.099	1:17.589	44.939		3:58.627
2	1	2:52.561	51.027	1:17.041	44.493	192.2	6:51.188	2	1	2:52.561	51.027	1:17.041	44.493	192.2	6:51.188
3	1	2:52.968	51.414	1:16.671	44.883	194.2	9:44.156	3	1	2:52.968	51.414	1:16.671	44.883	194.2	9:44.156
4	1	2:50.830	50.644	1:15.946	44.240	200.0	12:34.986	4	1	2:50.830	50.644	1:15.946	44.240	200.0	12:34.986
5	1	2:51.833	51.273	1:15.874	44.686	194.2	15:26.819	5	1	2:51.833	51.273	1:15.874	44.686	194.2	15:26.819
6	1	2:50.677	50.907	1:15.517	44.253	200.7	18:17.496	6	1	2:50.677	50.907	1:15.517	44.253	200.7	18:17.496
7	1	2:50.838	49.924	1:16.473	44.441	200.4	21:08.334	7	1	2:50.838	49.924	1:16.473	44.441	200.4	21:08.334
8	1	2:56.082	50.915	1:19.998	45.169	197.8	24:04.416	8	1	2:56.082	50.915	1:19.998	45.169	197.8	24:04.416
9	1	2:52.148	50.432	1:16.791	44.925	200.7	26:56.564	9	1	2:52.148	50.432	1:16.791	44.925	200.7	26:56.564
10	1	4:36.641	51.050	1:16.683	2:28.908	195.7	31:33.205	10	1	4:36.641	51.050	1:16.683	2:28.908	195.7	31:33.205
11	1	3:21.006	1:18.840	1:16.215	45.951	194.9	34:54.211	11	1	3:21.006	1:18.840	1:16.215	45.951	194.9	34:54.211
12	1	2:52.173	51.200	1:16.371	44.602	194.6	37:46.384	12	1	2:52.173	51.200	1:16.371	44.602	194.6	37:46.384
13	1	2:53.023	51.743	1:16.169	45.111	193.9	40:39.407	13	1	2:53.023	51.743	1:16.169	45.111	193.9	40:39.407



ACNN
SPA EURO RACE
RACE 1

Sector Analysis

■ Personal Best ■ Session Best B Crossing the finish line in pit lane

Lap	D	Time	Sector 1	Sector 2	Sector 3	T. Spd	Elapsed	Lap	D	Time	Sector 1	Sector 2	Sector 3	T. Spd	Elapsed
14	1	2:53.698	51.136	1:17.753	44.809	193.9	43:33.105	7	1	2:54.738	51.364	1:18.568	44.806	197.4	21:25.248
15	1	3:06.140	51.427	1:23.320	51.393	184.9	46:39.245	8	1	2:56.336	51.140	1:19.224	45.972	196.7	24:21.584
16	1	3:06.266	53.209	1:22.034	51.023	187.2	49:45.511	9	1	2:52.192	50.260	1:17.304	44.628	198.5	27:13.776
17	1	3:02.186	55.500	1:19.704	46.982	177.3	52:47.697	10	1	3:07.214 B	49.980	1:17.563	59.671	198.9	30:20.990
18	1	2:54.412	51.841	1:17.327	45.244	196.0	55:42.109	11	1	4:17.567	2:12.633	1:19.559	45.375	198.9	34:38.557

82 Zilhouette ZIL
1. Henk SIJTSMA
2. Marcel SCHOONHOVEN

1	1	3:57.192	1:54.922	1:17.745	44.525		3:57.192
2	1	2:51.413	50.134	1:16.754	44.525	205.7	6:48.605
3	1	2:53.169	49.543	1:18.010	45.616	206.5	9:41.774
4	1	2:50.830	50.474	1:15.775	44.581	201.5	12:32.604
5	1	2:50.823	50.223	1:15.723	44.877	208.1	15:23.427
6	1	2:49.460	49.468	1:15.737	44.255	203.4	18:12.887
7	1	2:52.817	49.836	1:18.076	44.905	182.7	21:05.704
8	1	2:54.913	50.372	1:19.124	45.417	209.7	24:00.617
9	1	3:03.568 B	49.565	1:20.728	53.275	199.6	27:04.185
10	1	4:14.844	2:12.392	1:17.357	45.095	205.3	31:19.029
11	1	2:51.468	50.488	1:17.310	43.670	204.9	34:10.497
12	1	2:51.648	50.358	1:16.972	44.318	206.9	37:02.145
13	1	2:55.750	51.500	1:19.314	44.936	202.2	39:57.895
14	1	2:50.339	49.425	1:16.620	44.294	207.7	42:48.234
15	1	2:56.898	49.445	1:18.844	48.609	209.3	45:45.132
16	1	3:06.609	51.737	1:25.828	49.044	200.4	48:51.741
17	1	3:01.138	53.061	1:21.347	46.730	183.1	51:52.879
18	1	2:55.660	52.097	1:17.743	45.820	198.9	54:48.539
19	1	2:54.328	51.765	1:17.792	44.771	205.3	57:42.867

92 Zilhouette ZIL
1. Michael HERMANS

1	1	4:07.794	1:59.924	1:19.927	47.943		4:07.794
2	1	2:55.782	51.797	1:18.269	45.716	202.2	7:03.576
3	1	2:58.344	51.912	1:20.323	46.109	198.2	10:01.920
4	1	2:56.231	51.552	1:19.485	45.194	198.5	12:58.151
5	1	2:55.785	51.231	1:19.500	45.054	198.2	15:53.936
6	1	2:56.695	50.397	1:20.745	45.553	203.4	18:50.631
7	1	2:58.477	52.016	1:20.483	45.978	197.8	21:49.108
8	1	2:58.435	50.759	1:19.988	47.688	196.7	24:47.543
9	1	3:00.113	50.857	1:22.458	46.798	198.9	27:47.656
10	1	2:57.534	51.147	1:20.080	46.307	194.2	30:45.190
11	1	2:59.275	51.598	1:21.003	46.674	193.2	33:44.465
12	1	3:09.933 B	51.145	1:22.355	56.433	194.2	36:54.398
13	1	4:22.839	2:15.630	1:20.792	46.417	196.7	41:17.237
14	1	2:57.286	50.716	1:20.813	45.757	198.9	44:14.523
15	1	3:08.160	50.933	1:25.079	52.148	193.5	47:22.683
16	1	3:11.889	54.777	1:27.382	49.730	170.6	50:34.572
17	1	3:05.787	54.382	1:23.910	47.495	193.5	53:40.359
18	1	3:01.798	52.493	1:21.562	47.743	198.5	56:42.157

94 Zilhouette ZIL
1. Carlo BROEREN

1	1	4:01.249	1:57.723	1:18.626	44.900		4:01.249
2	1	2:51.570	50.237	1:16.918	44.415	199.3	6:52.819
3	1	2:56.546	52.201	1:18.536	45.809	197.8	9:49.365
4	1	2:54.661	51.712	1:18.185	44.764	198.2	12:44.026
5	1	2:54.354	50.184	1:18.979	45.191	198.9	15:38.380
6	1	2:52.130	50.603	1:16.782	44.745	199.3	18:30.510

96 Zilhouette ZIL
1. Marcel VAN DER LYKE


1	1	4:10.482	1:59.967	1:23.217	47.298		4:10.482
2	1	3:00.556	52.793	1:19.611	48.152	194.9	7:11.038
3	1	3:02.429	57.050	1:19.677	45.702	194.2	10:13.467
4	1	3:01.156	53.451	1:21.233	46.472	193.9	13:14.623
5	1	2:59.100	52.008	1:20.928	46.164	186.9	16:13.723
6	1	2:59.148	51.915	1:20.019	47.214	189.8	19:12.871
7	1	2:55.492	51.873	1:18.455	45.164	196.4	22:08.363
8	1	2:54.440	51.737	1:17.786	44.917	197.1	25:02.803
9	1	3:14.225 B	51.540	1:22.162	1:00.523	192.5	28:17.028
10	1	4:20.765	2:14.781	1:19.928	46.056	195.3	32:37.793
11	1	3:00.202	52.804	1:19.752	47.646	185.2	35:37.995
12	1	2:56.791	52.244	1:18.961	45.586	194.6	38:34.786
13	1	2:59.149	52.052	1:20.508	46.589	194.9	41:33.935
14	1	3:05.681	53.403	1:22.407	49.871	152.1	44:39.616
15	1	3:32.538 B	53.836	1:30.985	1:07.717	192.5	48:12.154
16	1	3:46.406	1:26.097	1:28.755	51.554	157.7	51:58.560
17	1	3:09.246	54.876	1:25.111	49.259	184.0	55:07.806
18	1	3:05.134	53.983	1:23.076	48.075	181.8	58:12.940

98 Zilhouette ZIL
1. Jack HOEKSTRA

1	1	3:55.274	1:54.379	1:17.149	43.746		3:55.274
2	1	2:52.796	51.609	1:16.584	44.603	202.2	6:48.070
3	1	2:54.392	50.403	1:18.289	45.700	201.5	9:42.462
4	1	2:50.914	51.332	1:15.794	43.788	205.7	12:33.376
5	1	2:52.364	50.574	1:17.162	44.628	208.5	15:25.740
6	1	2:50.508	50.413	1:16.452	43.643	203.4	18:16.248
7	1	2:51.522	50.100	1:17.199	44.223	203.0	21:07.770
8	1	2:53.553	50.338	1:18.410	44.805	201.5	24:01.323
9	1	2:55.381	52.096	1:17.770	45.515	199.6	26:56.704
10	1	2:55.419	51.257	1:17.196	46.966	201.9	29:52.123
11	1	2:52.750	50.629	1:17.766	44.355	203.4	32:44.873
12	1	3:08.474 B	51.071	1:17.426	59.977	198.9	35:53.347
13	1	4:12.784	2:09.760	1:18.041	44.983	202.6	40:06.131
14	1	2:55.752	51.822	1:18.452	45.478	201.9	43:01.883
15	1	2:55.811	50.878	1:18.310	46.623	196.7	45:57.694
16	1	3:05.173	51.719	1:25.195	48.259	190.5	49:02.867
17	1	3:00.790	53.310	1:21.126	46.354	175.9	52:03.657

124 BMW 3 GTR DTC1
1. J.P. VAN LEEUWEN
2. Martin VAN LEEUWEN

1	1	3:57.704	1:57.226	1:17.443	43.035		3:57.704
---	---	----------	----------	----------	--------	--	----------




ACNN SPA EURO RACE RACE 1

Sector Analysis

■ Personal Best ■ Session Best B Crossing the finish line in pit lane

Lap	D	Time	Sector 1	Sector 2	Sector 3	T. Spd	Elapsed	Lap	D	Time	Sector 1	Sector 2	Sector 3	T. Spd	Elapsed
2	1	2:47.888			43.572		6:45.592	15	1	2:54.693	47.937	1:19.769	46.987	216.0	45:42.339
3	1	2:48.828	47.344	1:18.582	42.902	190.1	9:34.420	16	1	3:10.343	49.596	1:31.407	49.340	187.8	48:52.682
4	1	2:46.809			43.754		12:21.229	17	1	3:02.544	53.398	1:22.674	46.472	160.0	51:55.226
5	1	2:44.961			42.634		15:06.190	18	1	2:55.893	49.990	1:20.277	45.626	193.5	54:51.119
6	1	2:49.982			46.720		17:56.172	19	1	2:55.329	49.767	1:20.351	45.211	196.4	57:46.448
7	1	2:46.234			43.096		20:42.406	185 1. Johannes WIBIER Porsche GT3 DTC1							
8	1	2:46.880			42.932		23:29.286	1	1	4:08.212			45.861		4:08.212
9	1	2:50.617			43.452		26:19.903	2	1	2:51.402			43.644		6:59.614
10	1	2:49.116			43.953		29:09.019	3	1	2:49.018			44.001		9:48.632
11	1	2:51.043			44.425		32:00.062	4	1	2:49.336			43.552		12:37.968
12	1	2:48.730			44.143		34:48.792	5	1	2:49.233			42.736		15:27.201
13	1	2:58.962 B			53.722		37:47.754	6	1	2:47.475			42.701		18:14.676
14	1	4:29.593			43.493		42:17.347	7	1	2:48.714			43.071		21:03.390
15	1	2:54.722			48.533		45:12.069	8	1	2:50.099			43.738		23:53.489
16	1	3:00.968			49.281		48:13.037	9	1	2:58.130			47.478		26:51.619
17	1	3:00.317	51.823	1:21.357	47.137	172.8	51:13.354	10	1	3:08.234 B			58.000		29:59.853
18	1	2:53.029	50.983	1:18.210	43.836	193.5	54:06.383	11	1	4:45.902			44.652		34:45.755
19	1	2:49.069			43.724		56:55.452	12	1	2:52.995			43.950		37:38.750
134 1. BIJZITTER Zilhouette M3 DTC1 2. VAN OOSTEN															
1	1	3:55.938	1:55.801	1:17.144	42.993		3:55.938	13	1	2:49.815			43.025		40:28.565
2	1	2:43.322	47.210	1:14.666	41.446	216.0	6:39.260	14	1	2:52.591			46.828		43:21.156
3	1	2:46.578	47.988	1:16.291	42.299	210.1	9:25.838	15	1	2:59.743			50.907		46:20.899
4	1	2:49.214	48.841	1:17.035	43.338	220.0	12:15.052	16	1	3:04.764			48.702		49:25.663
5	1	2:44.351	46.655	1:15.354	42.342	222.7	14:59.403	17	1	3:05.730			47.073		52:31.393
6	1	2:45.597	46.903	1:15.410	43.284	215.6	17:45.000	18	1	2:55.563			44.372		55:26.956
7	1	2:43.871	46.822	1:14.754	42.295	222.2	20:28.871	19	1	3:06.803			49.620		58:33.759
8	1	2:46.165	46.386	1:16.193	43.586	220.0	23:15.036	265 1. Gijs BARTELS BMW Z3 DTC2							
9	1	2:45.379	46.981	1:16.182	42.216	219.5	26:00.415	1	1	4:12.657	2:02.400	1:22.618	47.639		4:12.657
10	1	2:45.886	46.871	1:16.068	42.947	207.7	28:46.301	2	1	2:57.054	50.945	1:19.865	46.244	196.7	7:09.711
11	1	2:57.693 B	46.764	1:16.293	54.636	216.0	31:43.994	3	1	3:02.000	56.244	1:21.102	44.654	196.0	10:11.711
12	1	4:16.607	2:18.445	1:15.812	42.350	195.7	36:00.601	4	1	2:56.453	50.713	1:20.842	44.898	194.6	13:08.164
13	1	2:46.398	47.604	1:16.528	42.266	192.2	38:46.999	5	1	2:55.808	49.808	1:20.172	45.828	202.2	16:03.972
14	1	2:45.022	47.302	1:15.056	42.664	208.1	41:32.021	6	1	2:54.472	50.312	1:19.769	44.391	201.9	18:58.444
15	1	2:44.525	48.223	1:13.993	42.309	213.9	44:16.546	7	1	2:54.079	49.690	1:19.520	44.869	208.1	21:52.523
16	1	2:59.862	48.118	1:21.037	50.707	216.4	47:16.408	8	1	2:57.244	50.150	1:19.886	47.208	207.7	24:49.767
17	1	3:12.830	54.765	1:28.402	49.663	157.2	50:29.238	9	1	3:06.995 B	49.530	1:22.006	55.459	196.7	27:56.762
18	1	3:02.649	54.066	1:22.953	45.630	165.4	53:31.887	10	1	4:22.981	2:14.308	1:23.314	45.359	200.7	32:19.743
19	1	2:53.241	49.808	1:18.941	44.492	189.1	56:25.128	11	1	2:57.052	51.184	1:21.191	44.677	206.9	35:16.795
176 1. Sjef JANSEN BMW 3 GTR DTC1															
1	1	4:04.051	1:59.434	1:19.967	44.650		4:04.051	12	1	2:55.745	50.744	1:20.351	44.650	206.1	38:12.540
2	1	2:51.922	48.391	1:19.158	44.373	191.8	6:55.973	13	1	2:57.256	50.560	1:21.194	45.502	206.5	41:09.796
3	1	2:51.850	48.755	1:18.521	44.574	204.2	9:47.823	14	1	2:59.852	51.346	1:22.005	46.501	197.1	44:09.648
4	1	2:49.445	48.174	1:17.863	43.408	192.2	12:37.268	15	1	3:08.756	52.618	1:24.859	51.279	204.2	47:18.404
5	1	2:51.935	48.301	1:20.133	43.501	188.8	15:29.203	16	1	3:15.791	59.048	1:27.770	48.973	149.8	50:34.195
6	1	2:49.365	48.399	1:17.677	43.289	209.3	18:18.568	17	1	3:07.310	55.366	1:23.711	48.233	188.5	53:41.505
7	1	2:51.967	49.111	1:18.797	44.059	188.2	21:10.535	18	1	3:03.047	52.898	1:20.835	49.314	207.7	56:44.552
8	1	2:51.608	47.833	1:19.931	43.844	201.5	24:02.143	411 1. Rudy SLUITER Boxster 2. Pascal PANDELAAR							
9	1	2:52.201	47.985	1:20.308	43.908	210.1	26:54.344	1	1	3:11.059	58.243	1:23.648	49.168		3:11.059
10	1	2:48.557	47.023	1:17.948	43.586	197.4	29:42.901	2	1	3:06.857	53.840	1:24.422	48.595	185.9	6:17.916
11	1	3:00.915 B	47.673	1:18.652	54.590	201.9	32:43.816	3	1	3:06.230	54.114	1:24.316	47.800	185.9	9:24.146
12	1	4:17.830	2:14.880	1:18.892	44.058	197.8	37:01.646	4	1	3:08.061	54.212	1:25.287	48.562	183.4	12:32.207
13	1	2:55.585	51.379	1:19.660	44.546	200.7	39:57.231	5	1	3:09.808	54.571	1:26.491	48.746	172.8	15:42.015
14	1	2:50.415	47.391	1:18.687	44.337	197.4	42:47.646	6	1	3:07.219	53.882	1:24.710	48.627	191.5	18:49.234




ACNN
SPA EURO RACE
RACE 1

Sector Analysis

Personal Best Session Best B Crossing the finish line in pit lane

Lap	D	Time	Sector 1	Sector 2	Sector 3	T. Spd	Elapsed	Lap	D	Time	Sector 1	Sector 2	Sector 3	T. Spd	Elapsed
7	1	3:05.442	53.703	1:23.861	47.878	187.2	21:54.676	15	1	3:21.817	58.943	1:30.393	52.481	173.6	49:43.051
8	1	3:04.065	52.507	1:23.747	47.811	193.5	24:58.741	16	1	3:21.636	1:01.456	1:28.283	51.897	171.2	53:04.687
9	1	3:19.053 B	52.755	1:24.869	1:01.429	189.8	28:17.794	17	1	3:12.853	56.816	1:26.174	49.863	178.5	56:17.540
10	1	4:29.693	2:19.421	1:23.598	46.674	188.8	32:47.487	922 1.Hans VAN SPRONSEN 997 GT3 Cup RS							
11	1	3:01.296	52.326	1:21.074	47.896	196.0	35:48.783	1	1	2:52.768	50.132	1:18.829	43.807		2:52.768
12	1	3:01.634	52.370	1:22.135	47.129	196.4	38:50.417	2	1	2:50.783	47.302	1:18.200	45.281	200.7	5:43.551
13	1	3:00.188	51.868	1:21.507	46.813	197.8	41:50.605	3	1	3:25.483 B	56.610	1:26.154	1:02.719	166.7	9:09.034
14	1	3:03.812	52.492	1:21.378	49.942	196.0	44:54.417	4	1	8:02.849 B	5:24.760	1:32.122	1:05.967	133.3	17:11.883
15	1	3:14.011	54.020	1:27.815	52.176	189.1	48:08.428	926 1.Ronald VAN VLIET 944 944							
16	1	3:11.860	55.216	1:26.484	50.160	181.2	51:20.288	1	1	3:21.950	1:05.043	1:26.549	50.358		3:21.950
17	1	3:07.702	55.835	1:23.580	48.287	177.3	54:27.990	2	1	3:11.065	56.196	1:25.047	49.822	183.4	6:33.015
18	1	3:03.108	53.390	1:22.321	47.397	191.8	57:31.098	3	1	3:12.402	56.240	1:25.122	51.040	179.1	9:45.417
901 1.Robert SULMA Cayman GT GT								4	1	3:10.151	56.603	1:24.223	49.325	181.5	12:55.568
1	1	3:17.329	53.642	1:19.197	1:04.490		3:17.329	5	1	3:11.867	57.168	1:25.065	49.634	183.4	16:07.435
2	1	2:58.712	50.752	1:21.495	46.465	180.9	6:16.041	6	1	3:12.411	56.136	1:25.824	50.451	179.7	19:19.846
3	1	2:58.977	50.672	1:21.934	46.371	189.1	9:15.018	7	1	3:12.657	56.664	1:25.890	50.103	181.5	22:32.503
4	1	3:22.394 B	50.708	1:24.938	1:06.748	183.7	12:37.412	8	1	3:10.481	56.129	1:24.541	49.811	182.1	25:42.984
908 1.Sandor ROEST 944 GT								9	1	3:10.547	56.064	1:24.360	50.123	180.9	28:53.531
1	1	3:05.710	56.394	1:21.595	47.721		3:05.710	10	1	3:22.419 B	55.975	1:26.399	1:00.045	181.8	32:15.950
2	1	3:03.271	53.644	1:21.882	47.745	196.0	6:08.981	11	1	4:34.444	2:20.409	1:24.837	49.198	182.7	36:50.394
3	1	3:05.773	53.226	1:23.827	48.720	192.9	9:14.754	12	1	3:10.358	55.988	1:23.757	50.613	185.6	40:00.752
4	1	3:06.092	53.676	1:24.167	48.249	182.7	12:20.846	13	1	3:12.131	56.475	1:26.372	49.284	186.9	43:12.883
5	1	3:04.828	53.247	1:22.619	48.962	181.2	15:25.674	14	1	3:30.520	57.105	1:38.348	55.067	178.2	46:43.403
6	1	3:04.321	53.695	1:22.909	47.717	196.0	18:29.995	15	1	3:24.138	58.604	1:32.687	52.847	171.4	50:07.541
7	1	3:05.900	53.309	1:24.899	47.692	189.1	21:35.895	16	1	3:21.346	1:00.176	1:28.686	52.484	160.2	53:28.887
8	1	3:08.302	53.484	1:25.567	49.251	185.2	24:44.197	17	1	3:13.099	57.763	1:25.234	50.102	176.2	56:41.986
9	1	3:06.569	53.376	1:25.262	47.931	186.5	27:50.766	929 1.Paul MOERMAN 944 944							
10	1	3:03.316	53.131	1:22.649	47.536	193.2	30:54.082	1	1	3:39.969	1:12.440	1:32.347	55.182		3:39.969
11	1	3:01.343	52.594	1:21.871	46.878	194.2	33:55.425	2	1	3:35.131	1:02.997	1:34.675	57.459		7:15.100
12	1	3:03.806	51.958	1:21.941	49.907	202.2	36:59.231	3	1	3:32.399			55.849		10:47.499
13	1	3:16.655 B	54.110	1:24.500	58.045	183.1	40:15.886	4	1	3:27.465			54.332		14:14.964
14	1	4:25.666	2:13.952	1:22.115	49.599	197.1	44:41.552	5	1	3:28.359			55.718		17:43.323
15	1	3:17.947	53.096	1:30.954	53.897	190.5	47:59.499	6	1	3:25.222			53.663		21:08.545
16	1	3:20.207	58.015	1:30.476	51.716	153.6	51:19.706	7	1	3:27.255			56.142		24:35.800
17	1	3:11.040	56.741	1:26.122	48.177	169.3	54:30.746	8	1	3:26.069			53.329		28:01.869
18	1	3:00.905	52.538	1:21.288	47.079	195.7	57:31.651	9	1	3:25.683			54.635		31:27.552
919 1.Ruben NOOIJ 944 944								10	1	3:25.900			55.560		34:53.452
1	1	3:17.605	1:01.788	1:25.238	50.579		3:17.605	11	1	3:24.487			52.866		38:17.939
2	1	3:11.370	57.691	1:23.980	49.699	177.9	6:28.975	12	1	3:26.348			53.366		41:44.287
3	1	3:11.752	57.047	1:24.523	50.182	176.2	9:40.727	13	1	3:41.665 B			1:12.643		45:25.952
4	1	3:11.090	57.511	1:24.538	49.041	176.5	12:51.817	14	1	4:53.053			59.668		50:19.005
5	1	3:10.789	56.383	1:24.959	49.447	180.3	16:02.606	15	1	3:30.396			53.292		53:49.401
6	1	3:10.268	56.969	1:23.602	49.697	180.6	19:12.874	16	1	3:25.916			54.129		57:15.317
7	1	3:09.266	55.779	1:23.699	49.788	182.4	22:22.140	930 1.Huib HAVIK 944 944							
8	1	3:09.961	55.663	1:24.525	49.773	183.4	25:32.101	1	1	3:19.586	1:03.435	1:25.555	50.596		3:19.586
9	1	3:22.491 B	55.878	1:24.138	1:02.475	182.7	28:54.592	2	1	3:14.054	57.858	1:25.401	50.795	179.7	6:33.640
10	1	4:36.319	2:23.125	1:23.972	49.222	178.8	33:30.911	3	1	3:14.353	57.152	1:26.776	50.425	175.6	9:47.993
11	1	3:09.488	56.506	1:24.052	48.930	180.0	36:40.399	4	1	3:14.157	57.921	1:26.031	50.205	172.5	13:02.150
12	1	3:09.111	56.016	1:24.551	48.544	183.4	39:49.510	5	1	3:14.295	57.485	1:26.736	50.074	175.9	16:16.445
13	1	3:11.861	56.183	1:25.563	50.115	182.7	43:01.371								
14	1	3:19.863	57.831	1:27.805	54.227	178.8	46:21.234								



ACNN
SPA EURO RACE
RACE 1

Sector Analysis

Personal Best Session Best B Crossing the finish line in pit lane

Lap	D	Time	Sector 1	Sector 2	Sector 3	T. Spd	Elapsed	Lap	D	Time	Sector 1	Sector 2	Sector 3	T. Spd	Elapsed
6	1	3:12.613	56.915	1:26.288	49.410	179.4	19:29.058	1	1	2:44.826	50.057	1:15.034	39.735		2:44.826
7	1	3:11.211	56.511	1:25.119	49.581	178.8	22:40.269	2	1	2:37.031	44.671	1:12.400	39.960	222.7	5:21.857
8	1	3:11.857	56.611	1:25.296	49.950	180.0	25:52.126	3	1	2:36.719	44.015	1:12.924	39.780	225.0	7:58.576
9	1	3:12.579	57.292	1:25.107	50.180	179.4	29:04.705	4	1	2:42.214	45.661	1:14.745	41.808	206.9	10:40.790
10	1	3:13.329	57.286	1:25.667	50.376	174.8	32:18.034	5	1	2:42.606	44.301	1:16.167	42.138	206.5	13:23.396
11	1	3:26.857	57.115	1:27.008	1:02.734	177.3	35:44.891	6	1	2:40.736	44.898	1:15.076	40.762	219.1	16:04.132
12	1	4:34.874	2:19.850	1:25.576	49.448	175.6	40:19.765	7	1	2:38.452	44.237	1:13.973	40.242	240.0	18:42.584
13	1	3:11.860	57.095	1:25.178	49.587	179.4	43:31.625	8	1	2:39.960	44.248	1:13.866	41.846	229.8	21:22.544
14	1	3:21.487	56.737	1:31.037	53.713	179.1	46:53.112	9	1	2:43.065	44.179	1:16.310	42.576	243.2	24:05.609
15	1	3:26.363	58.857	1:31.354	56.152	171.4	50:19.475	10	1	2:43.865	45.552	1:17.006	41.307	208.5	26:49.474
16	1	3:20.676	1:00.312	1:28.697	51.667	167.2	53:40.151	11	1	2:42.367	45.046	1:16.160	41.161	194.2	29:31.841
17	1	3:14.710	59.571	1:25.140	49.999	175.9	56:54.861	12	1	2:51.401	44.176	1:14.918	52.307	242.7	32:23.242

953 1. Job VAN OOSTRUM 944
944

1	1	3:27.751	1:05.246	1:29.027	53.478		3:27.751
2	1	3:20.122	57.934	1:29.503	52.685	159.3	6:47.873
3	1	3:16.289	57.201	1:27.702	51.386	164.6	10:04.162
4	1	3:21.758	57.771	1:31.163	52.824	169.0	13:25.920
5	1	3:17.420	57.245	1:28.373	51.802	166.4	16:43.340
6	1	3:17.279	58.093	1:27.849	51.337	170.1	20:00.619
7	1	3:18.455	59.280	1:26.841	52.334	170.9	23:19.074
8	1	3:17.738	58.850	1:27.528	51.360	161.2	26:36.812
9	1	3:18.947	57.451	1:29.929	51.567	166.9	29:55.759
10	1	3:31.210	57.518	1:26.842	1:06.850	171.2	33:26.969
11	1	4:45.536	2:27.512	1:27.143	50.881	169.8	38:12.505
12	1	3:14.109	57.353	1:26.140	50.616	170.3	41:26.614
13	1	3:15.859	56.445	1:26.941	52.473	176.8	44:42.473
14	1	3:22.243	56.777	1:31.194	54.272	171.2	48:04.716
15	1	3:25.664	1:00.069	1:33.133	52.462	146.9	51:30.380
16	1	3:20.330	59.231	1:29.608	51.491	157.4	54:50.710
17	1	3:18.371	58.729	1:27.898	51.744	167.4	58:09.081

957 1. Niek JAN STEEHOUWER Cayman RS

1	1	2:54.415	52.926	1:16.994	44.495		2:54.415
2	1	2:49.735	49.371	1:16.344	44.020	206.5	5:44.150
3	1	2:47.768	48.777	1:15.782	43.209	214.3	8:31.918
4	1	2:48.620	49.648	1:15.604	43.368	218.6	11:20.538
5	1	2:48.046	48.954	1:15.564	43.528	220.9	14:08.584
6	1	2:50.992	48.573	1:18.939	43.480	210.5	16:59.576
7	1	2:50.896	49.123	1:17.072	44.701	220.9	19:50.472
8	1	2:49.186	49.486	1:16.198	43.502	209.3	22:39.658
9	1	2:50.583	48.490	1:16.321	45.772	221.3	25:30.241
10	1	2:58.982	48.841	1:16.206	53.935	203.0	28:29.223
11	1	4:41.744	2:42.386	1:15.813	43.545	215.6	33:10.967
12	1	2:47.983	48.804	1:15.718	43.461	218.6	35:58.950
13	1	2:50.794	48.825	1:18.045	43.924	208.5	38:49.744
14	1	2:47.942	48.307	1:16.064	43.571	221.3	41:37.686
15	1	2:51.589	49.126	1:17.770	44.693	214.3	44:29.275
16	1	3:03.404	49.251	1:21.817	52.336	216.9	47:32.679
17	1	3:08.294	55.506	1:24.381	48.407	169.0	50:40.973
18	1	2:59.669	53.301	1:20.362	46.006	196.7	53:40.642
19	1	3:19.741	51.953	1:27.327	1:00.461	212.6	57:00.383


961 1. Edwin VAN WIJNGAARDE 997 GT3 Cup RS

963 1. Pijke TER BURG 944
944

1	1	3:22.540	1:05.403	1:27.440	49.697		3:22.540
2	1	3:12.650	57.428	1:24.303	50.919	178.5	6:35.190
3	1	3:13.233	57.564	1:25.307	50.362	181.5	9:48.423
4	1	3:13.092	57.380	1:25.474	50.238	177.6	13:01.515
5	1	3:12.529	57.043	1:25.017	50.469	180.0	16:14.044
6	1	3:12.903	57.159	1:25.451	50.293	181.8	19:26.947
7	1	3:11.669	56.377	1:24.949	50.343	180.3	22:38.616
8	1	3:12.200	57.709	1:24.987	49.504	176.8	25:50.816
9	1	3:11.243	57.282	1:24.771	49.190	180.3	29:02.059
10	1	3:22.226	57.417	1:24.323	1:00.486	177.9	32:24.285
11	1	4:34.408	2:20.052	1:24.007	50.349	178.2	36:58.693
12	1	3:13.458	57.685	1:26.019	49.754	182.1	40:12.151
13	1	3:13.318	58.279	1:25.262	49.777	178.5	43:25.469
14	1	3:20.811	57.321	1:29.528	53.962	180.0	46:46.280
15	1	3:22.977	59.310	1:30.970	52.697	173.9	50:09.257
16	1	3:20.007	1:00.125	1:27.806	52.076	165.4	53:29.264
17	1	3:15.769	57.591	1:27.290	50.888	180.3	56:45.033

969 1. Aart BOSMAN 991 GT3 Cup RS

1	1	2:53.132	57.672	1:14.460	41.000		2:53.132
2	1	2:36.506	45.048	1:11.788	39.670	242.2	5:29.638
3	1	2:35.856	43.752	1:11.452	40.652	249.4	8:05.494
4	1	2:40.023	45.846	1:11.885	42.292	246.6	10:45.517
5	1	2:38.238	43.832	1:12.960	41.446	248.8	13:23.755
6	1	2:39.036	44.576	1:13.264	41.196	233.8	16:02.791
7	1	2:36.516	43.355	1:13.133	40.028	248.3	18:39.307
8	1	2:36.897	43.304	1:13.637	39.956	232.8	21:16.204
9	1	2:43.088	43.563	1:17.214	42.311	230.8	23:59.292
10	1	2:37.948	43.808	1:14.214	39.926	246.0	26:37.240
11	1	2:37.985	44.878	1:12.708	40.399	244.9	29:15.225
12	1	2:38.973	43.673	1:14.618	40.682	225.5	31:54.198
13	1	2:52.498	44.052	1:15.303	53.143	230.8	34:46.696
14	1	4:03.583	2:07.417	1:14.463	41.703	245.5	38:50.279




ACNN
SPA EURO RACE
RACE 1

Sector Analysis

■ Personal Best ■ Session Best ■ Crossing the finish line in pit lane

Lap	D	Time	Sector 1	Sector 2	Sector 3	T. Spd	Elapsed	Lap	D	Time	Sector 1	Sector 2	Sector 3	T. Spd	Elapsed	
15	1	2:37.050	43.415	1:13.036	40.599	255.3	41:27.329	5	1	2:56.698	50.899	1:20.254	45.545		14:52.889	
16	1	2:38.345	44.075	1:13.324	40.946	252.9	44:05.674	6	1	2:57.443			45.712		17:50.332	
17	1	2:48.499	44.172	1:17.990	46.337	241.6	46:54.173	7	1	2:58.241			45.596		20:48.573	
18	1	2:54.578	49.700	1:20.260	44.618	196.0	49:48.751	8	1	2:57.227			45.836		23:45.800	
19	1	2:54.160	50.520	1:19.458	44.182	182.7	52:42.911	9	1	2:59.666			46.347		26:45.466	
20	1	2:45.997	46.289	1:16.941	42.767	220.9	55:28.908	10	1	3:00.260			47.227		29:45.726	
980 1. Anton POELL 2. Lars POELL								997 GT3 Cup RS								
1	1	2:45.930	49.779	1:15.060	41.091		2:45.930	11	1	3:10.556	B	51.708	1:22.263	56.585	205.3	32:56.282
2	1	2:40.049	44.931	1:14.487	40.631	227.4	5:25.979	12	1	4:28.739			46.575		37:25.021	
3	1	2:38.369	44.283	1:14.350	39.736	222.7	8:04.348	13	1	2:59.697			46.461		40:24.718	
4	1	2:41.778	44.419	1:14.201	43.158	208.5	10:46.126	14	1	3:01.349	51.828	1:22.490	47.031	207.3	43:26.067	
5	1	2:39.256	43.689	1:15.608	39.959	239.5	13:25.382	15	1	3:14.640	55.375	1:26.231	53.034	192.9	46:40.707	
6	1	2:39.711	44.412	1:14.713	40.586	238.4	16:05.093	16	1	3:15.774	54.271	1:30.219	51.284	192.5	49:56.481	
7	1	2:39.876	44.020	1:14.295	41.561	236.8	18:44.969	17	1	3:10.367	56.497	1:24.498	49.372	169.3	53:06.848	
8	1	2:41.956	45.304	1:15.441	41.211	233.3	21:26.925	18	1	3:03.080	53.426	1:22.478	47.176		56:09.928	
9	1	2:41.556	44.663	1:16.255	40.638	229.8	24:08.481	986 1. Albert JONKMAN								Boxster Boxster
10	1	2:41.486	45.012	1:15.106	41.368	232.3	26:49.967	1	1	3:27.149	1:04.364	1:29.650	53.135		3:27.149	
11	1	2:42.285	44.736	1:16.387	41.162	207.7	29:32.252	2	1	3:21.650	57.169	1:30.561	53.920	165.1	6:48.799	
12	1	2:40.984	44.397	1:14.909	41.678	230.8	32:13.236	3	1	3:22.316	57.780	1:31.231	53.305	167.4	10:11.115	
13	1	2:52.886	B	44.226	1:15.087	53.573	35:06.122	4	1	3:22.133	57.565	1:30.973	53.595	165.4	13:33.248	
14	1	4:35.490	2:31.998	1:19.199	44.293	208.5	39:41.612	5	1	3:24.036	1:00.178	1:31.152	52.706	171.4	16:57.284	
15	1	2:48.375	45.629	1:19.387	43.359	211.8	42:29.987	6	1	3:18.414	57.395	1:28.820	52.199	173.9	20:15.698	
16	1	2:50.060	46.161	1:18.530	45.369	205.7	45:20.047	7	1	3:20.934	57.048	1:30.220	53.666	170.6	23:36.632	
17	1	2:59.187	45.962	1:24.919	48.306	218.6	48:19.234	8	1	3:26.197	57.622	1:33.471	55.104	167.2	27:02.829	
18	1	3:01.913	50.525	1:24.855	46.533	154.1	51:21.147	9	1	3:39.039	B	58.451	1:30.817	1:09.771	183.1	30:41.868
19	1	2:53.111	47.778	1:20.510	44.823	219.5	54:14.258	10	1	5:10.272	2:49.665	1:29.026	51.581	176.2	35:52.140	
20	1	2:50.407	46.616	1:19.591	44.200	221.8	57:04.665	11	1	3:19.106	57.389	1:29.696	52.021	172.5	39:11.246	
982 1. Nick GEELLEN								Boxster Boxster								
1	1	3:13.539	1:02.395	1:22.950	48.194		3:13.539	12	1	3:18.546	56.732	1:29.529	52.285	170.6	42:29.792	
2	1	3:05.104	54.196	1:22.889	48.019	185.6	6:18.643	13	1	3:26.441	56.966	1:32.318	57.157	169.3	45:56.233	
3	1	3:04.336	53.686	1:22.737	47.913	177.6	9:22.979	14	1	3:36.220	59.642	1:39.629	56.949	159.8	49:32.453	
4	1	3:06.987	53.613	1:24.239	49.135	180.9	12:29.966	15	1	3:35.229	1:04.775	1:35.647	54.807	146.7	53:07.682	
5	1	3:07.890	53.707	1:25.169	49.014	181.5	15:37.856	16	1	3:24.000	58.964	1:30.518	54.518	156.1	56:31.682	
6	1	3:08.372	53.826	1:24.529	50.017	188.8	18:46.228	988 1. Jan-Wim DE KOEKKOEK								Cayman S GT
7	1	3:06.234	53.960	1:24.300	47.974	178.2	21:52.462	1	1	3:01.359	54.263	1:20.326	46.770		3:01.359	
8	1	3:04.899	53.824	1:22.163	48.912	190.8	24:57.361	2	1	3:00.832	52.602	1:22.104	46.126	183.4	6:02.191	
9	1	3:17.746	B	53.976	1:22.974	1:00.796	28:15.107	3	1	2:58.938	50.981	1:20.740	47.217	192.2	9:01.129	
10	1	4:34.016	2:23.251	1:23.351	47.414	182.1	32:49.123	4	1	2:58.031	50.882	1:20.874	46.275	187.2	11:59.160	
11	1	3:01.339	52.983	1:20.998	47.358	196.0	35:50.462	5	1	2:58.924	50.892	1:21.072	46.960	193.9	14:58.084	
12	1	3:03.342	54.684	1:21.608	47.050	192.5	38:53.804	6	1	2:59.059	50.525	1:20.422	48.112	196.4	17:57.143	
13	1	3:00.638	52.731	1:21.675	46.232	194.2	41:54.442	7	1	2:58.869	50.721	1:21.843	46.305	190.5	20:56.012	
14	1	3:04.743	52.745	1:21.264	50.734	191.2	44:59.185	8	1	3:00.683	51.504	1:21.871	47.308	196.7	23:56.695	
15	1	3:15.910	54.140	1:28.184	53.586	188.8	48:15.095	9	1	3:04.559	51.043	1:25.833	47.683	197.1	27:01.254	
16	1	3:16.371	57.516	1:27.669	51.186	167.4	51:31.466	10	1	3:14.501	B	53.245	1:21.297	59.959	191.5	30:15.755
17	1	3:11.890	56.439	1:25.921	49.530	172.0	54:43.356	11	1	4:39.613	2:30.082	1:22.255	47.276	197.1	34:55.368	
18	1	3:05.923	54.593	1:23.902	47.428	171.7	57:49.279	12	1	2:59.660	51.831	1:20.910	46.919	198.9	37:55.028	
983 1. Lucas MARTIN								Boxster S GT								
1	1	3:02.371	55.664	1:20.166	46.541		3:02.371	13	1	2:59.715	51.363	1:21.196	47.156	206.9	40:54.743	
2	1	2:57.661	51.463	1:20.238	45.960	200.4	6:00.032	14	1	2:58.246	50.726	1:20.867	46.653	202.6	43:52.989	
3	1	2:57.340			46.075		8:57.372	15	1	3:08.491	50.102	1:25.708	52.681	214.3	47:01.480	
4	1	2:58.819			45.764		11:56.191	16	1	3:16.384	53.127	1:30.176	53.081	178.2	50:17.864	
989 1. Henk VAN NOREL								Cayman S GT								
								17	1	3:09.565	57.184	1:22.596	49.785	187.5	53:27.429	
								18	1	3:03.693	50.983	1:22.760	49.950	198.5	56:31.122	




ACNN
SPA EURO RACE
RACE 1

Sector Analysis

■ Personal Best ■ Session Best B Crossing the finish line in pit lane


Lap	D	Time	Sector 1	Sector 2	Sector 3	T. Spd	Elapsed	Lap	D	Time	Sector 1	Sector 2	Sector 3	T. Spd	Elapsed
1	1	2:57.529	53.251	1:18.541	45.737		2:57.529	16	1	3:18.241	59.994	1:27.860	50.387	172.0	53:30.859
2	1	2:58.726	51.226	1:21.493	46.007	195.7	5:56.255	17	1	3:13.593	57.208	1:25.697	50.688	180.9	56:44.452
3	1	2:57.055	50.965	1:19.963	46.127	206.5	8:53.310	997 1.Jurgen ALBERT 997 GT3 Cup RS							
4	1	2:57.090	51.677	1:20.042	45.371	202.6	11:50.400	1	1	2:41.203	46.615	1:14.014	40.574		2:41.203
5	1	2:56.425	50.427	1:20.246	45.752	210.9	14:46.825	2	1	2:38.349	44.569	1:13.031	40.749	232.8	5:19.552
6	1	2:57.063	50.173	1:20.132	46.758	192.2	17:43.888	3	1	2:37.104	44.008	1:12.636	40.460	233.8	7:56.656
7	1	2:53.538	49.805	1:19.278	44.455	206.5	20:37.426	4	1	2:39.352	43.984	1:13.683	41.685	242.2	10:36.008
8	1	2:57.040	49.994	1:21.346	45.700	211.4	23:34.466	5	1	2:45.251	45.339	1:13.749	46.163	236.3	13:21.259
9	1	3:06.791 B	51.079	1:21.749	53.963	213.0	26:41.257	6	1	2:39.038	44.952	1:13.340	40.746	216.9	16:00.297
10	1	4:23.920	2:17.803	1:20.646	45.471	214.7	31:05.177	7	1	2:39.954	43.813	1:14.678	41.463	233.3	18:40.251
11	1	2:56.080	50.628	1:20.297	45.155	192.5	34:01.257	8	1	2:38.851	43.919	1:13.670	41.262	233.3	21:19.102
12	1	2:58.476	50.188	1:20.711	47.577	213.4	36:59.733	9	1	2:45.680	44.647	1:18.741	42.292	244.9	24:04.782
13	1	3:03.256	53.206	1:22.097	47.953	191.5	40:02.989	10	1	2:41.028	44.906	1:14.941	41.181	234.3	26:45.810
14	1	2:58.915	51.143	1:20.957	46.815	193.5	43:01.904	11	1	2:43.139	47.144	1:14.512	41.483	226.4	29:28.949
15	1	3:06.063	51.591	1:24.324	50.148	177.9	46:07.967	12	1	2:51.133 B	44.765	1:14.237	52.131	244.9	32:20.082
16	1	3:12.471	52.549	1:30.123	49.799	167.7	49:20.438	13	1	4:00.175	2:04.577	1:14.671	40.927	227.8	36:20.257
17	1	3:08.495	54.841	1:25.661	47.993	161.9	52:28.933	14	1	2:41.477	44.611	1:15.454	41.412	237.4	39:01.734
18	1	3:02.045	52.806	1:22.747	46.492	188.8	55:30.978	15	1	2:40.889	44.940	1:15.099	40.850	222.7	41:42.623
993 1.Eric HESP 968 WB-R GT								994 1.Jack ROZENDAAL 944							
1	1	3:03.835	55.924				3:03.835	1	1	3:19.791	1:04.031	1:25.410	50.350		3:19.791
2	1	3:00.744	52.274			194.2	6:04.579	2	1	3:10.755	56.886	1:24.665	49.204	181.2	6:30.546
3	1	2:59.859	52.562			192.9	9:04.438	3	1	3:13.197	56.523	1:26.223	50.451	182.4	9:43.743
4	1	3:00.003	52.694			189.8	12:04.441	4	1	3:09.654	56.546	1:23.961	49.147	181.8	12:53.397
5	1	2:59.085	51.742	1:20.815	46.528	200.7	15:03.526	5	1	3:10.871	56.156	1:24.567	50.148	175.6	16:04.268
6	1	2:59.332	51.499			182.4	18:02.858	6	1	3:10.871	56.156	1:24.567	50.148	175.6	16:04.268
7	1	2:59.957	52.551			184.6	21:02.815	7	1	3:10.388	56.408	1:24.632	49.348	184.3	19:14.656
8	1	3:05.619	51.764			206.1	24:08.434	8	1	3:09.009	55.755	1:24.093	49.161	184.9	22:23.665
9	1	3:02.846	51.680			203.4	27:11.280	9	1	3:13.068	56.358	1:27.153	49.557	183.4	25:36.733
10	1	3:11.189 B	52.309			187.2	30:22.469	10	1	3:23.412 B	57.614	1:25.738	1:00.060	176.5	29:00.145
11	1	4:27.311	2:17.666			181.2	34:49.780	11	1	4:36.736	2:22.446	1:24.731	49.559	179.4	33:36.881
12	1	2:59.158	52.166			205.7	37:48.938	12	1	3:12.239	57.152	1:25.912	49.175	177.3	36:49.120
13	1	2:59.526	52.169			197.4	40:48.464	13	1	3:12.703	57.628	1:24.211	50.864	173.9	40:01.823
14	1	3:00.155	51.921			205.3	43:48.619	14	1	3:10.831	56.770	1:24.640	49.421	182.7	43:12.654
15	1	3:11.690	52.284			204.5	47:00.309	15	1	3:34.986	57.072	1:45.926	51.988	181.5	46:47.640
16	1	3:18.963	54.028	1:30.159	54.776	176.5	50:19.272	16	1	3:24.978	1:00.295	1:31.315	53.368	174.5	50:12.618
17	1	3:08.759	56.093			179.7	53:28.031								
18	1	3:02.586	52.410			200.7	56:30.617								



ACNN
SPA EURO RACE
RACE 1 (60' +1 lap)

Starting Grid

3:29.288 Patrick CASPERS	BMW R	74	- 30 -	9	BMW	Dimitri VAN DER SPEK	3:19.890
3:46.308 Maurice VAN DIJK	BMW R	12	- 29 -	43	BMW	Arnold BAKKER	
3:36.699 Guido KALKHUIS	BMW R	48	- 28 -	23	BMW	Henri VAN NORDEN	3:36.809
3:33.405 Harm JENSMa	BMW R	21	- 27 -	47	BMW R	Mick SCHUTTE	3:36.620
3:33.043 Twan VAN BAAST	BMW R	39	- 26 -	67	BMW R	Richard TERVELDE	3:33.072
3:28.305 Patrick KROEZE	BMW	8	- 25 -	44	BMW	Robert ACKERMANN	3:29.383
3:22.954 Gerald LEKKERKERKER	BMW	40	- 24 -	38	BMW	Auke WIEGERS	3:24.880
3:20.517 Sjoerd STIKSMA	BMW	49	- 23 -	29	BMW	Gerrit LAND	3:21.973
3:12.539 Gijs BARTELS	BMW Z3	265	- 22 -	185	Porsche GT3	Johannes WIBIER	3:07.540
3:06.938 Sief JANSEN	BMW 3 GTR	176	- 21 -	124	BMW 3 GTR	J.P. VAN LEEUWEN	3:04.711
3:04.406 BIJZITTER	Zilhouette M3	134	- 20 -				
Michael HERMANS	Zilhouette	92	- 19 -	96	Zilhouette	Marcel VAN DER LYKE	3:19.010
3:16.737 Carly BERGSMA	Zilhouette	3	- 18 -	94	Zilhouette	Carlo BROEREN	3:14.973
3:13.494 Daniel OVERDUIN	Zilhouette	4	- 17 -	69	Zilhouette	Jan Berry DRENTH	3:11.753
3:11.620 Jan VOS	Zilhouette	50	- 16 -	81	Zilhouette	Bernard BLAAK	3:09.460
3:09.448 John DEN HOLLANDER	Zilhouette	7	- 15 -	98	Zilhouette	Jack HOEKSTRA	3:09.056



ACNN
SPA EURO RACE
RACE 1 (60' +1 lap)


Starting Grid

3:07.784 Henk SIJTSMA	Zilhouette	82	- 14 -		
				77	Zilhouette
					3:07.518 Erik GEERTS
3:06.856 Max WEERING	Zilhouette	61	- 13 -		
4:01.905 Paul MOERMAN	944	929	- 11 -	969	991 GT3 Cup
					Aart BOSMAN
3:43.539 Ronald VAN VLIET	944	926	- 10 -	982	Boxster
					3:47.942 Nick GEELLEN
3:40.083 Albert JONKMAN	Boxster	986	- 9 -	963	944
					3:41.653 Pijke TER BURG
3:38.673 Huib HAVIK	944	930	- 8 -	953	944
					3:40.016 Job VAN OOSTRUM
3:34.868 Ruben NOOIJ	944	919	- 7 -	994	944
					3:36.670 Jack ROZENDAAL
3:15.949 Lucas MARTIN	Boxster S	983	- 6 -	411	Boxster
					3:23.180 Rudy SLUITER
3:14.383 Eric HESP	968 WB-R	993	- 5 -	908	944
					3:15.324 Sandor ROEST
3:08.375 Henk VAN NOREL	Cayman S	989	- 4 -	988	Cayman S
					3:14.314 Jan-Wim DE KOEKKOEK
3:07.400 Niek JAN STEEHOUWER	Cayman	957	- 3 -	901	Cayman GT
					3:08.060 Robert SULMA
2:58.275 Edwin VAN WIJNGAARDEN	997 GT3 Cup	961	- 2 -	922	997 GT3 Cup
					3:05.030 Hans VAN SPRONSEN
2:57.720 Anton POELL	997 GT3 Cup	980	- 1 -	997	997 GT3 Cup
					2:57.948 Jurgen ALBERT

Pole

CARS 9 AND 74 - BACK OF THE GRID DUE TO TECHNICAL DECISION


Stewards:	Timekeeper:
------------------	--------------------



ACNN
SPA EURO RACE
RACE 2 (60' + 1 lap)

Starting Grid

			43	OOPE	Arnold BAKKER
Henri VAN NORDEN	OOPE	23	- 30 -		
			48	OOPE	Guido KALKHUIS
Mick SCHUTTE	OOPE	47	- 29 -		
			39	OOPE	Twan VAN BAAST
Harm JENSMA	OOPE	21	- 28 -		
			67	OOPE	Richard TERVELDE
Maurice VAN DIJK	OOPE	12	- 27 -		
			74	OOPE	Patrick CASPERS
Gerrit LAND	OOPE	29	- 26 -		
			8	OOPE	Patrick KROEZE
Robert ACKERMANN	OOPE	44	- 25 -		
			49	OOPE	Sjoerd STIKSMA
Gerald LEKKERKERKER	OOPE	40	- 24 -		
			38	OOPE	Auke WIEGERS
Dimitri VAN DER SPEK	OOPE	9	- 23 -		
Gijs BARTELS	DTC2	265	- 22 -		
			185	DTC1	Johannes WIBIER
Sief JANSEN	DTC1	176	- 21 -		
			124	DTC1	J.P. VAN LEEUWEN
BIJZITTER	DTC1	134	- 20 -		
Carly BERGSMA	ZIL	3	- 19 -		
			98	ZIL	Jack HOEKSTRA
Marcel VAN DER LYKE	ZIL	96	- 18 -		
			92	ZIL	Michael HERMANS
Daniel OVERDUIN	ZIL	4	- 17 -		
			50	ZIL	Jan VOS
Erik GEERTS	ZIL	77	- 16 -		
			81	ZIL	Bernard BLAAK




ACNN
SPA EURO RACE
RACE 2 (60' +1 lap)

Starting Grid

Carlo BROEREN	ZIL	94	- 15 -	82	ZIL	Henk SIJTSMA
Jan Berry DRENTH	ZIL	69	- 14 -	7	ZIL	John DEN HOLLANDER
Max WEERING	ZIL	61	- 13 -			
			- 12 -	953	GT	VERKERK
Hans VAN SPRONSEN	RS	922	- 11 -	901	GT	Robert SULMA
Paul MOERMAN	944	929	- 10 -	986	Boxster	Albert JONKMAN
Huib HAVIK	944	930	- 9 -	963	944	Pijke TER BURG
Jack ROZENDAAL	944	994	- 8 -	926	944	Ronald VAN VLIET
Ruben NOOIJ	944	919	- 7 -	908	GT	Sandor ROEST
Nick GEELLEN	Boxster	982	- 6 -	411	Boxster	Rudy SLUITER
Jan-Wim DE KOEKKOEK	GT	988	- 5 -	993	GT	Eric HESP
Lucas MARTIN	GT	983	- 4 -	989	GT	Henk VAN NOREL
Niek JAN STEEHOEWER	RS	957	- 3 -	980	RS	Anton POELL
Edwin VAN WIJNGAARDEN	RS	961	- 2 -	997	RS	Jurgen ALBERT
Aart BOSMAN	RS	969	- 1 -			

Pole




ACNN
SPA EURO RACE
RACE 2 (60' + 1 lap)

Starting Grid

Stewards:

Timekeeper:



ACNN
SPA EURO RACE
RACE 2 ((60' +1 lap))


Classification

Drivers	Team	Vehicle	Class	Laps	Total Time	Gap	Kph	Best Lap	
								Lap	Time Kph
1969 A. BOSMAN		991 GT3 Cup	RS	22	1:03:27.704	-	145.7	2	2:33.939 163.8
2980 A. POELL/L. POELL		997 GT3 Cup	RS	22	1:03:31.271	+3.567	145.5	2	2:36.626 161.0
3961 E. VAN WIJNGAARDEN		997 GT3 Cup	RS	22	1:03:54.868	+27.164	144.6	11	2:38.546 159.0
4 50 J. VOS/J. VOS		Zilhouette	ZIL	21	1:05:28.608		134.8	14	2:50.546 147.8
5 92 M. HERMANS		Zilhouette	ZIL	21	1:05:31.960		134.7	14	2:50.960 147.5
6 77 E. GEERTS		Zilhouette	ZIL	21	1:05:32.709		134.6	19	2:47.734 150.3
7 7 J. DEN HOLLANDER		Zilhouette	ZIL	21	1:05:55.704		133.9	4	2:50.740 147.7
8 61 M. WEERING		Zilhouette	ZIL	21	1:06:19.201		133.1	4	2:47.916 150.2
9124 J. VAN LEEUWEN/M. VAN LEEUWEN		BMW 3 GTR	DTC1	21	1:06:27.096		132.8	18	2:45.686 152.2
10185 J. WIBIER		Porsche GT3	DTC1	21	1:06:50.830		132.0	18	2:44.652 153.1
11 98 J. HOEKSTRA		Zilhouette	ZIL	21	1:07:16.756		131.2	10	2:51.775 146.8
12176 S. JANSSEN		BMW 3 GTR	DTC1	20	1:03:29.884		132.4	15	2:49.850 148.4
13 82 H. SIJTSMA/M. SCHOONHOVEN		Zilhouette	ZIL	20	1:03:33.023		132.3	5	2:49.258 149.0
14 69 J. DRENTH		Zilhouette	ZIL	20	1:04:03.138		131.2	10	2:52.945 145.8
15 94 C. BROEREN		Zilhouette	ZIL	20	1:04:10.264		131.0	11	2:52.434 146.2
16989 H. VAN NOREL		Cayman S	GT	20	1:04:22.586		130.6	17	2:55.180 143.9
17901 R. SULMA		Cayman GT	GT	20	1:04:44.714		129.8	2	2:56.155 143.1
18 4 D. OVERDUIN		Zilhouette	ZIL	20	1:05:01.038		129.3	18	2:53.464 145.4
19908 S. ROEST		944	GT	20	1:05:13.792		128.8	3	2:59.214 140.7
20265 G. BARTELS		BMW Z3	DTC2	20	1:05:16.097		128.8	20	2:53.167 145.6
21993 E. HESP		968 VB-R	GT	20	1:05:19.620		128.7	11	2:59.504 140.5
22982 N. GEELEN		Boxster	Boxster	20	1:05:42.082		127.9	3	3:02.453 138.2
23988 J. DE KOEKKOEK		Cayman S	GT	20	1:05:42.907		127.9	17	2:59.220 140.7
24134 . BIJZITTER/. VAN OOSTEN		Zilhouette M3	DTC1	20	1:05:53.156		127.6	17	2:44.990 152.8
25 9 D. VAN DER SPEK		BMW	OOPE	20	1:06:19.275		126.7	3	2:58.856 141.0
26957 N. JAN STEEHOUWER		Cayman	RS	19	58:58.035		135.4	18	2:49.871 148.4
27 38 A. WIEGERS/D. MEENDERING		BMW	OOPE	19	1:03:49.321		125.1	3	3:01.018 139.3
28 44 R. ACKERMANN		BMW	OOPE	19	1:03:52.047		125.0	17	3:01.815 138.7
29 40 G. LEKKERKERK		BMW	OOPE	19	1:04:00.859		124.7	3	3:02.160 138.4
30 8 P. KROEZE		BMW	OOPE	19	1:04:04.457		124.6	4	3:02.784 137.9
31 74 P. CASPERS/E. MIK		BMW R	OOPE	19	1:04:28.703		123.8	13	3:03.570 137.4
32919 R. NOOIJ		944	944	19	1:04:47.616		123.2	18	3:08.106 134.0
33926 R. VAN VLIET		944	944	19	1:04:53.680		123.0	5	3:10.350 132.5
34 47 M. SCHUTTE		BMW R	OOPE	19	1:05:13.038		122.4	9	3:04.912 136.4
35963 P. TER BURG		944	944	19	1:05:18.169		122.3	8	3:09.214 133.3
36 39 T. VAN BAAST/J. VISSER		BMW R	OOPE	19	1:05:30.458		121.9	15	3:04.540 136.6
37 12 M. VAN DIJK		BMW R	OOPE	19	1:05:37.029		121.7	16	3:06.428 135.2
38 67 R. TERVELDE/M. TERVELDE		BMW R	OOPE	19	1:05:45.308		121.4	9	3:05.317 136.1
39 43 A. BAKKER		BMW	OOPE	19	1:05:45.313		121.4	17	3:05.656 135.8
40994 J. ROZENDAAL		944	944	19	1:06:16.528		120.5	10	3:11.300 131.8
41 21 H. JENSMA		BMW R	OOPE	19	1:07:05.751		119.0	19	3:06.352 135.3
42 3 C. BERGSMAN/N. KOOL		Zilhouette	ZIL	18	58:50.131		128.6	11	2:51.792 146.8
43983 L. MARTIN		Boxster S	GT	18	59:13.294		127.7	3	2:57.719 141.9
44986 A. JONKMAN		Boxster	Boxster	18	1:03:34.471		119.0	15	3:11.240 131.8
45 23 H. VAN NORDEN/R. VAN HIERDEN		BMW	OOPE	18	1:04:31.508		117.2	16	3:05.778 135.7
46 48 G. KALKHUIS		BMW R	OOPE	18	1:04:33.261		117.2	10	3:12.434 131.0

Not classified:

96 M. VAN DER LYKE		Zilhouette	ZIL	14	57:28.721			8	2:54.254 144.7
29 G. LAND/J. LAND		BMW	OOPE	9	34:26.607			4	3:05.116 136.2
997 J. ALBERT		997 GT3 Cup	RS	7	22:04.145			3	2:40.162 157.4
922 H. VAN SPRONSEN		997 GT3 Cup	RS	3	9:26.332			2	2:54.613 144.4
81 B. BLAAK		Zilhouette	ZIL	3	9:41.652			2	2:52.619 146.1
929 P. MOERMAN		944	944	2	7:44.333				
49 S. STIKSMA		BMW	OOPE	1	4:45.559				
411 R. SLUITER/P. PANDELAAR		Boxster	Boxster						
930 H. HAVIK		944	944						
953 . VERKERK/. VERKERK		944	GT						

Pole Position		BOSMAN, Aart		
Fastest Lap	Lap 2	Aart BOSMAN	2:33.939	163.8 Kph



ACNN
SPA EURO RACE
RACE 2 ((60' +1 lap))

Classification


Drivers	Team	Vehicle	Class	Laps	Total Time	Gap	Kph	Best Lap	
								Lap	Time

PENALTIES DUE TO WRONG PIT WINDOW: CARS 12 (+4 SEC), 21 (+20 SEC), 50 (+2 SEC), 94 (+6 SEC) AND 957 (+35 SEC)
 CARS 39 AND 265 - PENALTY OF 10 SECONDS DUE TO SPEEDING IN PIT LANE
 CARS 7, 69, 77 AND 94 - PENALTY OF 10 SECONDS DUE TO TRACK LIMITS
 CAR 21 - PENALTY OF 60 SECONDS DUE TO TRACK LIMITS
 CAR 90 - PENALTIES OF 30 SEC (SPEEDING CODE 60), 30 SEC (OVERSPEEDING UNDER YELLOW FLAG) AND 30 SEC (MISBEHAVIOUR ON THE TRACK)
 CARS 23, 134, 21, 265 AND 67 - PENALTY OF 15 SECONDS DUE TO SPEEDING ON CODE 60
 CARS 29, 994, 3 AND 4 - PENALTY OF 20 SECONDS DUE TO SPEEDING ON CODE 60
 PENALTIES DUE TO SPEEDING DURING CODE 60: CARS 124 (45 SEC) AND 185 (60 SEC)
 CARS 7 AND 988 - PENALTY OF 20 SECONDS DUE TO OVERTAKING DURING CODE 60

Published at:

Track Status: **DRY**


Race Director:	Timekeeper:
-----------------------	--------------------



ACNN SPA EURO RACE RACE 2

Classification by Group

Nr. Drivers	Team	Car	Laps	Total Time	Gap	Kph	Best Lap	
							Lap	Time Kph
Deelnemers DTC 1								
1 124 J. VAN LEEUWEN / M. VAN LEEUWEN		BMW 3 GTR	21	1:06:27.096		132.8	18	2:45.686 152.2
2 185 J. WIBIER		Porsche GT3	21	1:06:50.830	+23.734	132.0	18	2:44.652 153.1
3 176 S. JANSEN		BMW 3 GTR	20	1:03:29.884	1 Laps	132.4	15	2:49.850 148.4
4 134 . BLIJZITTER / . VAN OOSTEN		Zilhouette M3	20	1:05:53.156	1 Laps	127.6	17	2:44.990 152.8
Deelnemers DTC 2								
1 265 G. BARTELS		BMW Z3	20	1:05:16.097		128.8	20	2:53.167 145.6
Deelnemers Ooperon Cup								
1 9 D. VAN DER SPEK		BMW	20	1:06:19.275		126.7	3	2:58.856 141.0
2 38 A. WIEGERS / D. MEENDERING		BMW	19	1:03:49.321	1 Laps	125.1	3	3:01.018 139.3
3 44 R. ACKERMANN		BMW	19	1:03:52.047	1 Laps	125.0	17	3:01.815 138.7
4 40 G. LEKKERKERKER		BMW	19	1:04:00.859	1 Laps	124.7	3	3:02.160 138.4
5 8 P. KROEZE		BMW	19	1:04:04.457	1 Laps	124.6	4	3:02.784 137.9
6 74 P. CASPERS / E. MIK		BMW R	19	1:04:28.703	1 Laps	123.8	13	3:03.570 137.4
7 47 M. SCHUTTE		BMW R	19	1:05:13.038	1 Laps	122.4	9	3:04.912 136.4
8 39 T. VAN BAAST / J. VISSER		BMW R	19	1:05:30.458	1 Laps	121.9	15	3:04.540 136.6
9 12 M. VAN DIJK		BMW R	19	1:05:37.029	1 Laps	121.7	16	3:06.428 135.2
10 67 R. TERVELDE / M. TERVELDE		BMW R	19	1:05:45.308	1 Laps	121.4	9	3:05.317 136.1
11 43 A. BAKKER		BMW	19	1:05:45.313	1 Laps	121.4	17	3:05.656 135.8
12 21 H. JENSMA		BMW R	19	1:07:05.751	1 Laps	119.0	19	3:06.352 135.3
13 23 H. VAN NORDEN / R. VAN HIERDEN		BMW	18	1:04:31.508	2 Laps	117.2	16	3:05.778 135.7
14 48 G. KALKHUIS		BMW R	18	1:04:33.261	2 Laps	117.2	10	3:12.434 131.0
<i>Not classified:</i>								
29 G. LAND / J. LAND		BMW	9	34:26.607			4	3:05.116 136.2
49 S. STIKSMA		BMW	1	4:45.559				
Deelnemers Zilhouette								
1 50 J. YOS / J. YOS		Zilhouette	21	1:05:28.608		134.8	14	2:50.546 147.8
2 92 M. HERMANS		Zilhouette	21	1:05:31.960	+3.352	134.7	14	2:50.960 147.5
3 77 E. GEERTS		Zilhouette	21	1:05:32.709	+4.101	134.6	19	2:47.734 150.3
4 7 J. DEN HOLLANDER		Zilhouette	21	1:05:55.704	+27.096	133.9	4	2:50.740 147.7
5 61 M. WEERING		Zilhouette	21	1:06:19.201	+50.593	133.1	4	2:47.916 150.2
6 98 J. HOEKSTRA		Zilhouette	21	1:07:16.756	+1'48.148	131.2	10	2:51.775 146.8
7 82 H. SIJTSMAN / M. SCHOONHOVEN		Zilhouette	20	1:03:33.023	1 Laps	132.3	5	2:49.258 149.0
8 69 J. DRENTH		Zilhouette	20	1:04:03.138	1 Laps	131.2	10	2:52.945 145.8
9 94 C. BROEREN		Zilhouette	20	1:04:10.264	1 Laps	131.0	11	2:52.434 146.2
10 4 D. OVERDUIN		Zilhouette	20	1:05:01.038	1 Laps	129.3	18	2:53.464 145.4
11 3 C. BERGSMAN / N. KOOL		Zilhouette	18	58:50.131	3 Laps	128.6	11	2:51.792 146.8
<i>Not classified:</i>								
96 M. VAN DER LYKE		Zilhouette	14	57:28.721			8	2:54.254 144.7
81 B. BLAAK		Zilhouette	3	9:41.652			2	2:52.619 146.1
Porsche Club Racing								
1 969 A. BOSMAN		991 GT3 Cup	22	1:03:27.704		145.7	2	2:33.939 163.8
2 980 A. POELL / L. POELL		997 GT3 Cup	22	1:03:31.271	+3.567	145.5	2	2:36.626 161.0
3 961 E. VAN WJUNGAARDEN		997 GT3 Cup	22	1:03:54.868	+27.164	144.6	11	2:38.546 159.0
4 989 H. VAN NOREL		Cayman S	20	1:04:22.586	2 Laps	130.6	17	2:55.180 143.9
5 901 R. SULMA		Cayman GT	20	1:04:44.714	2 Laps	129.8	2	2:56.155 143.1
6 908 S. ROEST		944	20	1:05:13.792	2 Laps	128.8	3	2:59.214 140.7
7 993 E. HESP		968 WB-R	20	1:05:19.620	2 Laps	128.7	11	2:59.504 140.5
8 982 N. GEELEN		Boxster	20	1:05:42.082	2 Laps	127.9	3	3:02.453 138.2
9 988 J. DE KOEKKOEK		Cayman S	20	1:05:42.907	2 Laps	127.9	17	2:59.220 140.7
10 957 N. JAN STEEHOUWER		Cayman	19	58:58.035	3 Laps	135.4	18	2:49.871 148.4
11 919 R. NOOIJ		944	19	1:04:47.616	3 Laps	123.2	18	3:08.106 134.0
12 926 R. VAN VLIET		944	19	1:04:53.680	3 Laps	123.0	5	3:10.350 132.5
13 963 P. TER BURG		944	19	1:05:18.169	3 Laps	122.3	8	3:09.214 133.3
14 994 J. ROZENDAAL		944	19	1:06:16.528	3 Laps	120.5	10	3:11.300 131.8
15 983 L. MARTIN		Boxster S	18	59:13.294	4 Laps	127.7	3	2:57.719 141.9
16 986 A. JONKMAN		Boxster	18	1:03:34.471	4 Laps	119.0	15	3:11.240 131.8
<i>Not classified:</i>								
997 J. ALBERT		997 GT3 Cup	7	22:04.145			3	2:40.162 157.4
922 H. VAN SPRONSEN		997 GT3 Cup	3	9:26.332			2	2:54.613 144.4
929 P. MOERMAN		944	2	7:44.333				
411 R. SLUITER / P. PANDELAAR		Boxster						
930 H. HAVIK		944						
953 . VERKERK / . VERKERK		944						



ACNN
SPA EURO RACE
RACE 2

Classification by Group


Nr. Drivers	Team	Car	Laps	Total Time	Gap	Kph	Best Lap	
							Lap	Time Kph

PENALTIES DUE TO WRONG PIT WINDOW: CARS 12 (+4 SEC), 21 (+20 SEC), 50 (+2 SEC), 94 (+6 SEC) AND 957 (+35 SEC)
 CARS 39 AND 265 - PENALTY OF 10 SECONDS DUE TO SPEEDING IN PIT LANE
 CARS 7, 69, 77 AND 94 - PENALTY OF 10 SECONDS DUE TO TRACK LIMITS
 CAR 21 - PENALTY OF 60 SECONDS DUE TO TRACK LIMITS
 CAR 90 - PENALTIES OF 30 SEC (SPEEDING CODE 60), 30 SEC (OVERSPEEDING UNDER YELLOW FLAG) AND 30 SEC (MISBEHAVIOUR ON THE TRACK)
 CARS 23, 134, 21, 265 AND 67 - PENALTY OF 15 SECONDS DUE TO SPEEDING ON CODE 60
 CARS 29, 994, 3 AND 4 - PENALTY OF 20 SECONDS DUE TO SPEEDING ON CODE 60
 PENALTIES DUE TO SPEEDING DURING CODE 60: CARS 124 (45 SEC) AND 185 (60 SEC)
 CARS 7 AND 988 - PENALTY OF 20 SECONDS DUE TO OVERTAKING DURING CODE 60

Published at:

Track Status: **DRY**


Race Director:	Timekeeper:
-----------------------	--------------------



ACNN
SPA EURO RACE
RACE 2

Best Sector Times

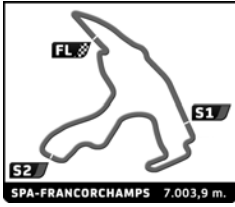
SECTOR 1			SECTOR 2			SECTOR 3			Pos	Team	Cl	Ideal Lap	Best Lap
Pos	Driver	Time	Driver	Time	Driver	Time	Pos						
1	969 A.BOSMAN	43.348	969 A.BOSMAN	1:10.974	980 A.POELL	38.956	1	969	RS	2:33.872	2:33.939	(1)	
2	980 A.POELL	43.407	980 A.POELL	1:12.414	969 A.BOSMAN	39.550	2	980	RS	2:34.777	2:36.626	(2)	
3	961 E.VAN WIJNGAARDEN	43.800	961 E.VAN WIJNGAARDEN	1:13.463	961 E.VAN WIJNGAARDEN	39.954	3	961	RS	2:37.217	2:38.546	(3)	
4	997 J.ALBERT	44.533	61 M.WEERING	1:14.134	997 J.ALBERT	41.038	4	997	RS	2:40.041	2:40.162	(4)	
5	134 BIJZITTER	46.461	997 J.ALBERT	1:14.470	134 BIJZITTER	42.074	5	134	DTC1	2:43.889	2:44.990	(6)	
6	124 J.VAN LEEUWEN	47.175	134 BIJZITTER	1:15.354	124 J.VAN LEEUWEN	42.888	6	124	DTC1	2:45.891	2:45.686	(7)	
7	176 S.JANSEN	47.918	3 C.BERGSMA	1:15.456	77 E.GEERTS	43.255	7	61	ZIL	2:47.036	2:47.916	(9)	
8	957 N.JAN STEEHOUWER	48.283	77 E.GEERTS	1:15.751	82 H.SIJTSMA	43.310	8	77	ZIL	2:47.376	2:47.734	(8)	
9	77 E.GEERTS	48.370	98 J.HOEKSTRA	1:15.790	957 N.JAN STEEHOUWER	43.549	9	82	ZIL	2:48.221	2:49.258	(10)	
10	922 H.VAN SPRONSEN	48.478	82 H.SIJTSMA	1:15.821	61 M.WEERING	43.567	10	957	RS	2:48.813	2:49.871	(12)	
11	82 H.SIJTSMA	49.090	124 J.VAN LEEUWEN	1:15.828	176 S.JANSEN	43.842	11	176	DTC1	2:49.428	2:49.850	(11)	
12	92 M.HERMANS	49.230	81 B.BLAAK	1:16.198	7 J.DEN HOLLANDER	43.875	12	50	ZIL	2:49.879	2:50.546	(13)	
13	50 J.VOS	49.282	50 J.VOS	1:16.283	98 J.HOEKSTRA	43.936	13	98	ZIL	2:50.143	2:51.775	(16)	
14	61 M.WEERING	49.335	69 J.DRENTH	1:16.371	50 J.VOS	44.314	14	7	ZIL	2:50.262	2:50.740	(14)	
15	901 R.SULMA	49.488	92 M.HERMANS	1:16.413	94 C.BROEREN	44.401	15	92	ZIL	2:50.333	2:50.960	(15)	
16	989 H.VAN NOREL	49.533	7 J.DEN HOLLANDER	1:16.468	265 G.BARTELS	44.458	16	3	ZIL	2:50.926	2:51.792	(17)	
17	265 G.BARTELS	49.601	957 N.JAN STEEHOUWER	1:16.981	81 B.BLAAK	44.562	17	94	ZIL	2:51.284	2:52.434	(18)	
18	94 C.BROEREN	49.823	94 C.BROEREN	1:17.060	96 M.VAN DER LYKE	44.625	18	81	ZIL	2:51.461	2:52.619	(19)	
19	7 J.DEN HOLLANDER	49.919	96 M.VAN DER LYKE	1:17.201	92 M.HERMANS	44.690	19	69	ZIL	2:51.720	2:52.945	(20)	
20	988 J.DE KOEKKOEK	50.011	4 D.OVERDUIN	1:17.594	4 D.OVERDUIN	44.997	20	265	DTC2	2:52.572	2:53.167	(21)	
21	69 J.DRENTH	50.329	176 S.JANSEN	1:17.668	69 J.DRENTH	45.020	21	922	RS	2:52.678	2:54.613	(24)	
22	3 C.BERGSMA	50.376	265 G.BARTELS	1:18.513	922 H.VAN SPRONSEN	45.062	22	4	ZIL	2:52.982	2:53.464	(22)	
23	4 D.OVERDUIN	50.391	922 H.VAN SPRONSEN	1:19.138	3 C.BERGSMA	45.094	23	96	ZIL	2:53.226	2:54.254	(23)	
24	98 J.HOEKSTRA	50.417	989 H.VAN NOREL	1:19.671	989 H.VAN NOREL	45.238	24	989	GT	2:54.442	2:55.180	(25)	
25	81 B.BLAAK	50.701	9 D.VAN DER SPEK	1:19.973	901 R.SULMA	45.391	25	901	GT	2:55.475	2:56.155	(26)	
26	993 E.HESP	51.332	908 S.ROEST	1:20.505	983 L.MARTIN	46.022	26	988	GT	2:57.706	2:59.220	(30)	
27	96 M.VAN DER LYKE	51.400	901 R.SULMA	1:20.596	908 S.ROEST	46.038	27	908	GT	2:58.029	2:59.214	(29)	
28	908 S.ROEST	51.486	38 A.WIEGERS	1:20.858	993 E.HESP	46.325	28	9	OOPE	2:58.210	2:58.856	(28)	
29	9 D.VAN DER SPEK	51.888	988 J.DE KOEKKOEK	1:21.083	9 D.VAN DER SPEK	46.349	29	993	GT	2:58.788	2:59.504	(31)	
30	44 RACKERMANN	52.176	993 E.HESP	1:21.131	988 J.DE KOEKKOEK	46.612	30	38	OOPE	3:00.015	3:01.018	(32)	
31	983 L.MARTIN	52.379	40 G.LEKKERKERKER	1:21.213	38 A.WIEGERS	46.639	31	983	GT	3:00.817	2:57.719	(27)	
32	38 A.WIEGERS	52.518	982 N.GEELEN	1:21.883	40 G.LEKKERKERKER	46.844	32	40	OOPE	3:00.881	3:02.160	(34)	
33	39 T.VAN BAAST	52.724	74 P.CASPERS	1:21.893	44 RACKERMANN	47.054	33	44	OOPE	3:01.359	3:01.815	(33)	
34	8 P.KROEZE	52.779	44 RACKERMANN	1:22.129	982 N.GEELEN	47.086	34	982	Boxster	3:01.995	3:02.453	(35)	
35	40 G.LEKKERKERKER	52.824	29 G.LAND	1:22.264	39 T.VAN BAAST	47.126	35	39	OOPE	3:02.566	3:04.540	(38)	
36	982 N.GEELEN	53.026	67 R.TERVELDE	1:22.387	8 P.KROEZE	47.181	36	74	OOPE	3:02.615	3:03.570	(37)	
37	21 H.JENSMA	53.051	983 L.MARTIN	1:22.416	74 P.CASPERS	47.441	37	8	OOPE	3:02.996	3:02.784	(36)	
38	74 P.CASPERS	53.281	39 T.VAN BAAST	1:22.716	21 H.JENSMA	47.752	38	47	OOPE	3:03.913	3:04.912	(39)	
39	47 M.SCHUTTE	53.315	43 A.BAKKER	1:22.787	47 M.SCHUTTE	47.769	39	29	OOPE	3:03.956	3:05.116	(40)	
40	29 G.LAND	53.616	47 M.SCHUTTE	1:22.829	12 M.VAN DIJK	48.026	40	67	OOPE	3:04.736	3:05.317	(41)	
41	12 M.VAN DIJK	54.055	23 H.VAN NORDEN	1:22.977	23 H.VAN NORDEN	48.038	41	23	OOPE	3:05.261	3:05.778	(43)	
42	67 R.TERVELDE	54.096	8 P.KROEZE	1:23.036	29 G.LAND	48.076	42	43	OOPE	3:05.370	3:05.656	(42)	
43	23 H.VAN NORDEN	54.246	926 R.VAN VLIET	1:23.307	67 R.TERVELDE	48.253	43	21	OOPE	3:05.430	3:06.352	(44)	
44	43 A.BAKKER	54.324	919 R.NOOIJ	1:23.624	43 A.BAKKER	48.259	44	12	OOPE	3:06.042	3:06.428	(45)	
45	919 R.NOOIJ	54.689	963 P.TER BURG	1:23.717	919 R.NOOIJ	48.526	45	919	944	3:06.839	3:08.106	(46)	
46	926 R.VAN VLIET	54.957	12 M.VAN DIJK	1:23.961	963 P.TER BURG	49.135	46	926	944	3:07.859	3:10.350	(48)	
47	986 A.JONKMAN	55.048	953 VERKERK	1:23.975	994 J.ROZENDAAL	49.575	47	963	944	3:09.107	3:09.214	(47)	
48	48 G.KALKHUIS	55.909	48 G.KALKHUIS	1:24.403	926 R.VAN VLIET	49.595	48	986	Boxster	3:09.518	3:11.240	(49)	
49	994 J.ROZENDAAL	56.181	21 H.JENSMA	1:24.627	986 A.JONKMAN	49.672	49	48	OOPE	3:10.526	3:12.434	(51)	
50	963 P.TER BURG	56.255	986 A.JONKMAN	1:24.798	48 G.KALKHUIS	50.214	50	994	944	3:11.089	3:11.300	(50)	



ACNN SPA EURO RACE RACE 2

Best Top Speeds


Team	Car	Class	Top Speed Driver	Top 1		Top 2		Top 3		Top 4		Top 5		Avg
				Kph	Lap	Kph	Lap	Kph	Lap	Kph	Lap	Kph	Lap	
980	997 GT3 Cup	RS	A. POELL	253.5	17	251.2	13	250.0	12	246.6	22	246.6	4	249,6
969	991 GT3 Cup	RS	A. BOSMAN	252.9	11	251.2	17	250.6	3	250.0	13	250.0	20	250,9
961	997 GT3 Cup	RS	E. VAN WIJNGAARDEN	252.9	4	252.3	16	235.8	15	235.3	13	234.3	5	242,1
997	997 GT3 Cup	RS	J. ALBERT	232.8	2	229.8	3	226.9	4	225.9	6	221.3	5	227,3
957	Cayman	RS	N. JAN STEHOUWER	222.2	13	220.9	12	220.4	6	220.4	8	220.0	4	220,8
134	Zilhouette M3	DTC1	BIJZITTER	221.8	16	219.5	13	218.6	11	218.6	15	217.3	18	219,2
77	Zilhouette	ZIL	E. GEERTS	220.9	20	215.6	17	215.1	6	214.7	21	214.7	16	216,2
989	Cayman S	GT	H. VAN NOREL	220.0	15	218.2	2	217.7	17	214.7	19	213.0	5	216,7
7	Zilhouette	ZIL	J. DEN HOLLANDER	215.1	21	214.7	12	212.6	8	211.8	9	211.4	5	213,1
50	Zilhouette	ZIL	J. VOS	213.0	15	210.9	6	210.5	2	209.7	21	209.3	12	210,7
82	Zilhouette	ZIL	H. SIJTSMA	212.6	6	210.1	4	209.7	3	209.3	2	208.5	14	210,0
124	BMW 3 GTR	DTC1	J. VAN LEEUWEN	212.6	14									212,6
901	Cayman GT	GT	R. SULMA	212.6	18	206.5	14	205.7	2	201.1	20	197.4	13	204,7
988	Cayman S	GT	J. DE KOEKKOEK	211.4	6	210.5	17	210.1	5	209.7	3	207.7	16	209,9
993	968 WB-R	GT	E. HESP	211.4	10	208.5	18	207.3	6	204.9	2	204.5	4	207,3
265	BMW Z3	DTC2	G. BARTELS	209.7	3	208.9	15	206.5	9	204.5	16	203.4	14	206,6
983	Boxster S	GT	L. MARTIN	208.5	9	206.1	8							207,3
176	BMW 3 GTR	DTC1	S. JANSEN	208.1	14	208.1	16	207.7	4	206.5	15	204.9	12	207,1
92	Zilhouette	ZIL	M. HERMANS	206.9	2	205.3	18	203.8	20	203.4	16	203.0	17	204,5
94	Zilhouette	ZIL	C. BROEREN	206.1	2	203.8	3	203.0	18	203.0	4	202.6	13	203,7
908	944	GT	S. ROEST	205.7	10	204.2	4	204.2	6	203.8	13	203.8	5	204,3
98	Zilhouette	ZIL	J. HOEKSTRA	203.0	11	203.0	4	201.9	6	201.9	3	201.9	2	202,3
69	Zilhouette	ZIL	J. DRENTH	203.0	14	202.6	15	201.9	5	201.5	3	200.7	12	201,9
4	Zilhouette	ZIL	D. OVERDUIN	201.1	5	197.1	16	196.4	15	196.0	4	195.3	2	197,2
81	Zilhouette	ZIL	B. BLAAK	200.4	3	197.4	2							198,9
9	BMW	OOPE	D. VAN DER SPEK	199.6	14	198.2	18	198.2	11	197.8	3	197.4	5	198,2
40	BMW	OOPE	G. LEKKERKERKER	198.2	16	196.0	13	195.7	4	195.7	5	194.9	11	196,1
96	Zilhouette	ZIL	M. VAN DER LYKE	197.1	8	196.7	3	196.7	10	195.7	9	193.9	11	196,0
61	Zilhouette	ZIL	M. WEERING	197.1	11	197.1	17	197.1	10	196.7	4	196.7	5	196,9
39	BMW R	OOPE	T. VAN BAAST	196.7	16	192.5	10	191.2	8	190.5	9	189.5	5	192,1
3	Zilhouette	ZIL	C. BERGSMA	196.0	13	195.7	3	195.7	12	194.9	2	193.9	18	195,2
922	997 GT3 Cup	RS	H. VAN DER MEULEN	196.0	2	164.6	3							180,3
74	BMW R	OOPE	P. CASPERS	195.7	15	193.9	3	193.5	2	193.2	13	192.5	4	193,8
47	BMW R	OOPE	M. SCHUTTE	195.7	14	193.9	13	192.9	18	191.5	17	191.5	2	193,1
38	BMW	OOPE	A. WIEGERS	194.9	2	194.2	3	193.9	5	193.9	16	193.5	18	194,1
21	BMW R	OOPE	H. JENSMA	194.6	13	194.2	18	193.5	19	191.5	17	191.5	16	193,1
44	BMW	OOPE	R. ...	194.2	17	194.2	9	193.9	14	192.5	12	191.8	5	193,3
29	BMW	OOPE	G. LAND	193.9	4	193.2	3	192.5	5	192.5	9	189.5	7	192,3
982	Boxster	Boxster	N. GEELEN	193.5	14	193.2	20	193.2	13	191.8	3	191.2	11	192,6
43	BMW	OOPE	A. BAKKER	192.9	19	191.5	18	189.1	16	187.8	17	187.8	14	189,8
8	BMW	OOPE	P. KROEZE	191.5	10	191.2	13	187.5	11					190,1
12	BMW R	OOPE	M. VAN DIJK	191.5	19	191.2	18	190.8	17	189.8	14	188.8	5	190,4
926	944	944	R. VAN VLIET	191.5	18	188.8	14	186.2	12	186.2	9	185.9	7	187,7
67	BMW R	OOPE	R. TERVELDE	189.8	15	189.1	2	189.1	4	188.5	18	188.2	5	188,9
919	944	944	R. NOOIJ	189.8	18	187.5	16	185.9	14	184.3	15	183.7	9	186,2
23	BMW	OOPE	H. VAN NORDEN	188.8	16	187.2	10	185.2	17	184.9	11	184.3	8	186,1
994	944	944	J. ROZENDAAL	186.2	10	184.9	18	184.3	15	183.7	16	183.7	14	184,6
986	Boxster	Boxster	A. JONKMAN	185.9	18	185.6	13	184.6	17	184.6	14	184.3	10	185,0
963	944	944	P. TER BURG	185.2	12	183.1	8	181.8	5	181.5	3	181.5	4	182,6
48	BMW R	OOPE	G. KALKHUIS	184.9	17	184.3	16	184.0	10	183.4	13	183.1	14	183,9
49	BMW	OOPE	S. STIKSMA											



ACNN
SPA EURO RACE
RACE 2

Best Top Speeds


Team	Car	Class	Top Speed Driver	Top 1		Top 2		Top 3		Top 4		Top 5	
				Kph	Lap	Kph	Lap	Kph	Lap	Kph	Lap	Kph	Lap
185	Porsche GT3	DTC1	J. WIBIER										
411	Boxster	Boxster											
930	944	944											
953	944	GT											
929	944	944	P. MOERMAN										



ACNN
SPA EURO RACE
RACE 2

Fastest Lap Sequence


Practice Time	Team	Car	Class	Driver	Time	Kph	
5:14.896	969	991 GT3 Cup	RS	Aart BOSMAN	2:33.939	163.8	2



ACNN
SPA EURO RACE
RACE 2

Lap Chart

		LAP																						
Nr	Pos	Grid	1	2	3	4	5	6	7	8	9	10	11	12	13	14	15	16	17	18	19	20	21	22
969	1	969	969	969	969	969	969	969	969	969	969	969	969	969	969	969	969	969	969	969	969	969	969	969
997	2	997	997	997	997	961	961	961	961	961	980	980	980	980	980	980	980	980	980	980	980	980	980	980
961	3	961	961	961	997	997	997	997	997	980	961	961	961	961	961	961	961	961	961	961	961	961	961	961
980	4	980	957	980	980	980	980	980	980	134	134	957	957	957	957	957	957	957	957	957	957	957	957	957
957	5	957	980	957	957	957	957	957	134	957	957	82	92	7	7	7	7	50	7	7	7	7	7	7
989	6	989	922	922	989	989	989	134	957	989	82	989	7	92	92	92	50	7	50	50	50	50	50	50
983	7	983	983	989	901	901	901	989	989	82	989	7	50	50	50	50	92	92	92	92	92	92	92	92
993	8	993	989	901	983	983	134	901	901	901	988	92	98	98	98	98	98	98	98	77	77	77	98	124
988	9	988	993	983	993	993	983	61	983	983	993	50	77	77	77	77	77	77	98	98	98	124	98	
411	10	411	901	993	988	134	61	983	82	993	908	988	82	82	82	185	124	124	124	124	124	185	185	
982	11	982	988	988	908	61	993	77	77	908	7	98	61	61	61	185	61	185	185	185	185	61	61	
908	12	908	982	908	982	988	77	82	993	988	92	134	989	185	185	61	82	61	61	61	61	61	176	
919	13	919	908	982	134	908	82	993	69	69	50	77	901	176	124	124	124	82	82	82	82	82	82	
926	14	926	926	926	61	77	988	988	988	92	98	96	176	989	176	176	176	176	176	176	176	176	69	
994	15	994	919	919	922	982	7	908	908	7	77	901	185	124	69	69	69	69	69	69	69	69	94	
963	16	963	963	963	77	82	908	176	176	50	96	61	69	69	94	94	94	94	94	94	94	94	989	
930	17	930	994	61	7	7	92	185	94	98	982	176	94	94	989	989	989	989	989	989	989	989	4	
986	18	986	986	994	82	92	982	94	185	982	901	982	124	901	901	901	901	3	3	3	901	901		
929	19	929	929	134	926	94	176	69	92	77	176	69	982	982	3	3	3	901	901	901	4	265		
901	20	901	61	77	92	69	185	7	50	96	61	185	983	983	983	983	983	4	4	4	265	908		
922	21	922	77	7	919	50	94	92	7	40	40	94	908	3	982	982	908	983	265	265	908	993		
953	22	953	7	82	963	176	69	50	98	176	69	983	993	908	908	908	4	908	908	908	993	988		
61	25	61	69	986	69	185	50	982	3	94	94	908	3	993	993	993	993	265	983	983	988	134		
7	26	7	134	92	81	98	98	98	265	185	983	124	988	988	988	4	982	993	993	993	982	982		
69	27	69	92	69	94	926	3	3	982	61	185	993	4	4	4	988	265	982	988	988	134	9		
82	28	82	82	50	50	963	4	4	96	67	124	40	265	265	265	265	988	988	982	982	9			
94	29	94	94	81	176	3	96	265	40	29	67	3	9	9	9	9	9	9	9	9	134	38		
81	30	81	50	94	185	919	265	96	61	3	3	4	43	44	44	44	38	134	134	9	44			
77	31	77	81	176	3	96	926	926	29	39	4	265	926	38	38	38	44	38	38	38	40			
50	32	50	3	3	994	4	963	9	67	124	265	67	919	926	8	8	134	44	44	44	8			
4	33	4	96	185	98	265	9	963	4	4	21	43	44	8	40	40	8	40	40	40	74			
92	34	92	176	265	265	9	919	919	39	986	43	926	38	919	926	926	40	8	8	8	919			
96	35	96	265	98	96	994	124	124	12	12	926	21	8	40	919	919	74	74	74	74	926			
98	36	98	185	96	4	44	994	38	986	21	919	9	963	74	74	74	926	926	926	919	47			
3	37	3	98	4	986	38	38	994	43	265	986	919	40	963	963	134	919	919	919	926	963			
134	39	134	9	9	9	8	44	44	47	43	963	963	74	994	134	963	963	963	963	47	39			
124	40	124	4	44	44	986	8	8	21	926	9	8	994	134	994	47	47	47	47	47	963	67		
176	41	176	44	8	38	74	74	40	926	919	38	44	67	67	47	994	67	39	39	39	21			
185	42	185	8	38	8	124	40	74	124	963	8	38	39	47	67	67	39	67	67	67	12			
265	43	265	74	74	74	29	986	29	919	9	44	74	47	12	12	12	12	12	12	12	21	43		
9	45	9	29	67	67	40	29	67	963	8	74	994	12	21	39	39	21	21	21	21	12	994		
38	46	38	38	29	29	67	67	986	8	38	994	39	21	39	21	21	994	994	994	43				
40	47	40	67	47	40	47	47	39	994	44	47	47	134	43	43	43	43	43	43	43	994			
49	48	49	12	40	47	12	39	12	38	994	29	12	986	986	986	986	986	986	986	986				
44	49	44	47	12	12	39	12	47	44	74	39	986	96	96	48	48	48	23	23	23				
8	50	8	39	39	39	21	43	43	9	47	12	48	48	48	23	23	23	48	48	48				
29	51	29	21	21	124	43	21	21	74	48	48	23	23	23	96	96								
74	52	74	40	43	43	48	48	48	48	23	23													
12	53	12	43	929	21	23	23	23																
67	54	67	48	48	48																			
21	55	21	23	124	23																			
39	56	39	49	23																				
47		47	124																					
48		48																						
23		23																						
43		43																						




**ACNN
SPA EURO RACE
RACE 2**

Analysis by lap

Lapped

Nr	Lap Time	Gap	Nr	Lap Time	Gap	Nr	Lap Time	Gap	Nr	Lap Time	Gap	Nr	Lap Time	Gap
7	4:54.345	4:22.248	7	4:51.823	1 Lap	67	3:07.073	1 Lap	23	4:32.786	2 Laps	38	3:05.989	1 Lap
92	4:48.969	4:25.341	98	4:20.056	1 Lap	29	3:16.252	1 Lap	926	3:11.619	1 Lap	74	3:04.749	1 Lap
50	4:46.697	4:29.421	3	3:57.200	1 Lap	3	4:18.534	1 Lap	82	3:05.435	1:26.509	92	2:52.775	2:19.340
982	5:17.379	4:54.794	265	3:45.935	1 Lap	39	3:14.036	1 Lap	919	3:08.921	1 Lap	7	2:54.360	2:19.583
98	5:11.759	5:01.249	982	4:39.800	1 Lap	124	2:47.881	1 Lap	986	3:29.293	1 Lap	50	2:54.688	2:23.196
Lap 7			96	3:57.769	1 Lap	134	2:59.743	1:58.352	963	3:11.528	1 Lap	98	2:55.272	2:26.663
969	5:25.154		40	3:03.068	1 Lap	4	3:29.792	1 Lap	989	3:08.793	1:34.097	994	3:11.300	1 Lap
3	5:25.189	1 Lap	61	6:26.289	1 Lap	986	3:16.118	1 Lap	9	2:59.546	1 Lap	Lap 12		
4	5:23.493	1 Lap	29	3:05.597	1 Lap	12	3:19.474	1 Lap	38	3:02.459	1 Lap	969	2:38.661	
265	5:33.787	1 Lap	67	3:07.112	1 Lap	21	3:10.962	1 Lap	8	3:03.713	1 Lap	980	2:38.747	0.384
96	5:54.031	1 Lap	4	4:52.569	1 Lap	265	4:27.080	1 Lap	44	3:02.361	1 Lap	961	2:40.161	7.896
961	5:43.633	34.806	39	3:05.629	1 Lap	43	3:13.836	1 Lap	74	3:03.681	1 Lap	77	2:51.169	1 Lap
926	6:00.342	1 Lap	980	4:13.031	1:35.434	957	2:51.481	2:04.979	7	2:53.029	2:02.274	39	3:06.616	2 Laps
997	5:53.033	49.827	12	3:10.270	1 Lap	926	3:12.532	1 Lap	92	2:54.085	2:03.616	47	3:10.121	2 Laps
980	5:55.406	52.437	986	3:14.365	1 Lap	919	3:09.485	1 Lap	994	3:16.517	1 Lap	12	3:08.649	2 Laps
9	6:17.070	1 Lap	43	3:07.680	1 Lap	963	3:09.214	1 Lap	50	2:52.943	2:05.559	82	4:19.106	1 Lap
963	6:18.820	1 Lap	47	3:16.602	1 Lap	82	2:50.035	2:20.626	988	3:11.480	2:08.377	61	2:48.665	1 Lap
919	6:12.128	1 Lap	21	3:08.131	1 Lap	989	2:59.035	2:24.856	98	2:51.775	2:08.442	989	4:26.417	1 Lap
124	6:07.362	1 Lap	926	4:35.689	1 Lap	9	3:02.364	1 Lap	134	4:14.562	2:13.362	901	2:58.567	1 Lap
38	6:05.827	1 Lap	134	2:46.327	1:53.872	8	3:05.149	1 Lap	47	3:04.912	1 Lap	176	2:56.539	1 Lap
994	6:10.179	1 Lap	124	4:18.190	1 Lap	38	3:03.736	1 Lap	29	4:48.862	1 Lap	185	2:51.708	1 Lap
44	6:23.362	1 Lap	919	4:27.500	1 Lap	44	3:05.253	1 Lap	39	4:35.290	1 Lap	69	2:53.329	1 Lap
8	6:21.924	1 Lap	963	4:28.681	1 Lap	994	3:14.702	1 Lap	12	4:26.164	1 Lap	94	2:52.434	1 Lap
40	6:12.549	1 Lap	957	2:50.708	2:08.761	74	3:04.974	1 Lap	Lap 11					
74	6:25.283	1 Lap	989	2:58.184	2:21.084	988	3:00.147	2:56.449	969	2:37.051				
29	6:19.299	1 Lap	82	2:55.211	2:25.854	993	3:09.509	3:04.245	980	2:36.993	0.298			
67	6:23.324	1 Lap	8	4:25.021	1 Lap	908	3:09.967	3:06.204	77	2:50.331	1 Lap			
986	6:34.234	1 Lap	994	4:40.496	1 Lap	7	2:52.068	3:08.797	961	2:38.546	6.396			
39	6:19.177	1 Lap	38	4:45.945	1 Lap	92	2:53.109	3:09.083	96	2:54.657	1 Lap			
12	6:19.531	1 Lap	44	4:28.335	1 Lap	50	2:53.155	3:12.168	901	2:59.168	1 Lap			
47	6:30.196	1 Lap	9	4:52.992	1 Lap	98	2:52.193	3:16.219	61	2:48.532	1 Lap			
43	5:42.349	1 Lap	901	3:10.216	2:35.368	47	4:29.632	1 Lap	176	2:52.387	1 Lap			
21	5:40.898	1 Lap	74	4:26.363	1 Lap	77	2:49.754	3:48.034	982	3:07.397	1 Lap			
134	4:46.199	2:37.579	983	3:11.568	2:41.444	96	2:54.306	3:54.662	69	2:52.945	1 Lap			
957	6:12.261	2:48.087	993	3:01.440	2:49.999	Lap 10			185	2:49.553	1 Lap			
989	4:46.117	2:52.934	48	3:26.336	1 Lap	969	3:59.552		94	2:53.102	1 Lap			
48	5:17.292	1 Lap	908	2:59.895	2:51.500	980	2:39.276	0.356	983	2:59.716	1 Lap			
901	4:42.199	2:55.186	988	3:00.566	2:51.565	982	3:06.177	1 Lap	908	4:17.953	1 Lap			
983	4:38.891	2:59.910	Lap 9			961	2:40.490	4.901	124	2:46.784	1 Lap			
82	4:30.023	3:00.677	969	2:55.263		901	4:25.605	1 Lap	993	4:21.106	1 Lap			
77	4:43.827	3:10.545	69	3:05.516	1 Lap	176	2:54.898	1 Lap	40	3:12.306	1 Lap			
993	4:30.132	3:18.593	92	2:53.768	1 Lap	61	2:49.016	1 Lap	3	2:52.456	1 Lap			
69	4:26.035	3:20.609	7	2:53.109	1 Lap	40	3:03.254	1 Lap	48	3:14.045	2 Laps			
988	4:30.316	3:21.033	50	2:55.756	1 Lap	69	4:18.861	1 Lap	957	2:50.843	1:12.180			
908	4:29.938	3:21.639	98	2:53.172	1 Lap	94	3:00.688	1 Lap	4	2:55.542	1 Lap			
23	4:49.996	1 Lap	23	3:40.058	2 Laps	983	4:36.759	1 Lap	265	2:57.800	1 Lap			
Lap 8			982	3:09.816	1 Lap	185	2:56.421	1 Lap	67	3:16.114	1 Lap			
969	3:30.034		77	4:13.032	1 Lap	48	4:39.290	2 Laps	43	3:08.771	1 Lap			
176	4:38.036	1 Lap	96	2:54.254	1 Lap	124	2:46.086	1 Lap	23	3:08.658	2 Laps			
94	4:38.837	1 Lap	40	3:02.621	1 Lap	67	3:05.317	1 Lap	926	3:10.489	1 Lap			
185	4:41.026	1 Lap	176	4:14.847	1 Lap	3	2:53.441	1 Lap	21	3:19.502	1 Lap			
92	4:47.316	1 Lap	980	2:40.461	1:20.632	4	2:56.184	1 Lap	9	2:59.506	1 Lap			
961	3:13.393	18.165	94	4:13.369	1 Lap	957	2:52.961	58.388	919	3:09.173	1 Lap			
50	4:44.287	1 Lap	961	4:01.061	1:23.963	265	2:54.809	1 Lap	963	3:11.460	1 Lap			
			185	4:17.814	1 Lap	21	3:09.437	1 Lap	8	3:03.750	1 Lap			
			61	3:07.024	1 Lap	43	3:10.406	1 Lap	44	3:03.459	1 Lap			
								50	2:51.322	2:35.857				
								Lap 13						
								969	2:38.662					
								963	3:13.495	2 Laps				
								980	2:41.685	3.407				
								40	4:29.005	2 Laps				
								98	2:55.691	1 Lap				
								74	3:05.012	2 Laps				
								961	2:39.329	8.563				




ACNN
SPA EURO RACE
RACE 2

Analysis by lap

Lapped

Nr	Lap Time	Gap	Nr	Lap Time	Gap	Nr	Lap Time	Gap	Nr	Lap Time	Gap	Nr	Lap Time	Gap				
77	2:50.349	1 Lap	176	2:52.140	1 Lap	3	2:53.435	1 Lap	969	2:37.700		50	2:52.501	1 Lap				
994	3:12.469	2 Laps	69	2:54.763	1 Lap	957	2:50.381	2:01.439	4	2:55.243	2 Laps	92	2:52.581	1 Lap				
67	4:36.729	2 Laps	94	2:54.501	1 Lap	43	3:08.108	2 Laps	993	3:02.163	2 Laps	986	3:11.240	3 Laps				
39	3:06.757	2 Laps	12	3:10.777	2 Laps	983	2:59.740	1 Lap	980	2:40.845	4.319	77	2:48.815	1 Lap				
47	3:05.676	2 Laps	21	3:10.215	2 Laps	982	3:04.028	1 Lap	982	3:06.310	2 Laps	98	2:52.964	1 Lap				
82	2:55.753	1 Lap	39	3:17.372	2 Laps	908	3:00.420	1 Lap	265	2:56.999	2 Laps	9	2:59.753	2 Laps				
61	2:49.015	1 Lap	989	2:59.050	1 Lap	993	2:59.996	1 Lap	988	3:02.518	2 Laps	134	2:45.463	2 Laps				
12	3:08.291	2 Laps	901	2:58.307	1 Lap	961	2:40.523	18.442	961	2:40.523	18.442	124	2:46.903	1 Lap				
21	4:15.200	2 Laps	43	4:27.200	2 Laps	988	3:01.782	1 Lap	986	3:12.663	3 Laps	185	2:48.286	1 Lap				
134	6:38.185	2 Laps	3	2:53.173	1 Lap	265	2:55.744	1 Lap	50	2:51.189	1 Lap	38	3:02.804	2 Laps				
185	2:49.295	1 Lap	983	3:00.012	1 Lap	Lap 16			7	2:53.589	1 Lap	61	2:53.454	1 Lap				
176	2:53.717	1 Lap	982	3:03.202	1 Lap	969	2:36.326		92	2:51.062	1 Lap	44	3:04.380	2 Laps				
989	2:58.700	1 Lap	957	2:53.216	1:48.543	980	2:36.854	1.174	9	3:00.502	2 Laps	82	2:53.523	1 Lap				
124	2:47.737	1 Lap	908	3:01.190	1 Lap	986	3:13.391	3 Laps	98	2:54.464	1 Lap	48	3:16.024	3 Laps				
69	2:54.153	1 Lap	993	3:00.655	1 Lap	961	2:40.473	15.619	77	2:50.008	1 Lap	40	3:02.918	2 Laps				
94	2:53.625	1 Lap	988	3:02.507	1 Lap	7	2:53.186	1 Lap	48	3:12.607	3 Laps	176	2:51.584	1 Lap				
901	3:01.290	1 Lap	4	2:54.599	1 Lap	50	2:52.197	1 Lap	38	3:02.249	2 Laps	8	3:04.540	2 Laps				
982	3:04.524	1 Lap	986	3:12.781	2 Laps	92	2:54.529	1 Lap	44	3:03.230	2 Laps	23	3:06.059	3 Laps				
983	2:59.713	1 Lap	265	2:53.999	1 Lap	9	3:01.230	2 Laps	134	2:50.728	2 Laps	74	3:04.650	2 Laps				
3	2:53.335	1 Lap	Lap 15			98	2:54.330	1 Lap	8	3:04.929	2 Laps	69	2:54.535	1 Lap				
908	3:00.914	1 Lap	969	2:37.485		48	3:16.901	3 Laps	40	3:03.977	2 Laps	94	2:54.173	1 Lap				
993	3:01.251	1 Lap	980	2:36.952	0.646	77	2:49.453	1 Lap	124	2:48.392	1 Lap	926	3:11.956	2 Laps				
986	3:17.398	2 Laps	961	2:39.992	11.472	44	3:03.523	2 Laps	185	2:52.599	1 Lap	919	3:15.002	2 Laps				
957	2:51.472	1:37.103	96	3:27.036	3 Laps	38	3:03.968	2 Laps	23	3:08.955	3 Laps	989	2:55.180	1 Lap				
988	3:03.220	1 Lap	48	3:12.790	3 Laps	23	3:09.679	3 Laps	61	2:53.738	1 Lap	Lap 19						
4	2:55.450	1 Lap	9	2:59.750	2 Laps	8	3:04.184	2 Laps	82	2:55.401	1 Lap	969	2:38.880					
265	2:56.027	1 Lap	7	2:52.486	1 Lap	40	3:02.371	2 Laps	176	2:52.172	1 Lap	957	2:49.871	1 Lap				
96	7:09.997	2 Laps	92	2:50.960	1 Lap	926	3:10.650	2 Laps	74	3:07.365	2 Laps	980	2:39.543	5.313				
48	3:12.694	2 Laps	50	2:50.546	1 Lap	919	3:09.505	2 Laps	926	3:11.148	2 Laps	3	2:55.409	2 Laps				
9	2:59.585	1 Lap	98	2:54.361	1 Lap	74	3:06.005	2 Laps	919	3:10.760	2 Laps	963	3:12.844	3 Laps				
Lap 14			23	3:12.296	3 Laps	134	2:46.710	2 Laps	69	2:53.452	1 Lap	901	2:59.037	2 Laps				
969	2:41.776		44	3:02.166	2 Laps	185	2:51.451	1 Lap	94	2:53.718	1 Lap	961	2:41.439	23.763				
980	2:39.548	1.179	38	3:01.565	2 Laps	61	2:50.392	1 Lap	963	3:15.034	2 Laps	47	3:06.377	3 Laps				
23	3:07.625	3 Laps	77	2:50.516	1 Lap	82	2:54.121	1 Lap	989	2:58.414	1 Lap	4	2:55.895	2 Laps				
7	2:53.045	1 Lap	8	3:04.843	2 Laps	124	2:46.688	1 Lap	957	2:51.028	2:30.581	39	3:06.176	3 Laps				
961	2:42.178	8.965	40	3:02.286	2 Laps	96	3:57.047	3 Laps	3	2:55.499	1 Lap	67	3:09.393	3 Laps				
92	2:55.601	1 Lap	926	3:10.846	2 Laps	176	2:49.850	1 Lap	901	2:58.566	1 Lap	12	3:06.428	3 Laps				
50	2:56.089	1 Lap	919	3:08.223	2 Laps	963	3:14.112	2 Laps	Lap 18									
44	3:03.935	2 Laps	74	3:03.570	2 Laps	69	2:53.760	1 Lap	969	2:40.532		265	2:58.232	2 Laps				
38	3:02.980	2 Laps	963	3:12.185	2 Laps	94	2:55.119	1 Lap	47	3:08.530	3 Laps	21	3:06.786	3 Laps				
98	2:54.529	1 Lap	82	2:51.626	1 Lap	989	2:59.139	1 Lap	980	2:40.863	4.650	908	3:01.380	2 Laps				
926	3:12.584	2 Laps	185	2:46.307	1 Lap	47	3:06.028	2 Laps	67	3:07.986	3 Laps	983	3:02.276	2 Laps				
8	3:04.508	2 Laps	61	2:51.132	1 Lap	901	3:03.515	1 Lap	39	3:04.540	3 Laps	993	2:59.589	2 Laps				
919	3:11.152	2 Laps	134	2:45.216	2 Laps	3	2:56.646	1 Lap	12	3:07.832	3 Laps	994	3:14.136	3 Laps				
40	3:02.884	2 Laps	124	2:46.293	1 Lap	994	3:14.115	2 Laps	92	3:06.852	3 Laps	988	2:59.220	2 Laps				
74	3:05.579	2 Laps	176	2:50.226	1 Lap	957	2:52.140	2:17.253	21	3:06.852	3 Laps	982	3:06.933	2 Laps				
963	3:11.346	2 Laps	69	2:55.456	1 Lap	67	3:10.725	2 Laps	4	2:55.062	2 Laps	43	3:09.960	3 Laps				
77	2:48.883	1 Lap	94	2:55.387	1 Lap	12	3:07.336	2 Laps	994	3:16.531	3 Laps	7	2:51.624	1 Lap				
82	2:53.560	1 Lap	994	3:12.923	2 Laps	39	3:07.647	2 Laps	983	3:06.132	2 Laps	50	2:53.701	1 Lap				
61	2:54.158	1 Lap	989	2:56.021	1 Lap	21	3:08.050	2 Laps	908	3:02.310	2 Laps	92	2:52.630	1 Lap				
994	3:12.133	2 Laps	47	3:06.368	2 Laps	983	3:01.647	1 Lap	961	2:43.294	21.204	77	2:47.748	1 Lap				
185	2:46.246	1 Lap	67	3:11.466	2 Laps	43	3:08.865	2 Laps	265	2:56.087	2 Laps	98	2:53.516	1 Lap				
134	2:54.278	2 Laps	901	2:58.382	1 Lap	908	3:00.022	1 Lap	993	3:02.705	2 Laps	986	3:13.145	3 Laps				
67	3:10.911	2 Laps	12	3:08.607	2 Laps	Lap 17			43	3:09.699	3 Laps	9	3:00.026	2 Laps				
124	2:48.591	1 Lap	39	3:07.847	2 Laps	982	3:04.888	2 Laps	12	3:07.832	3 Laps	134	2:44.990	2 Laps				
47	3:08.061	2 Laps	21	3:09.735	2 Laps	988	3:00.059	2 Laps	21	3:06.852	3 Laps	124	2:45.686	1 Lap				
													7	2:51.005	1 Lap	185	2:44.652	1 Lap




ACNN
SPA EURO RACE
RACE 2

Analysis by lap

Lapped

Nr	Lap Time	Gap	Nr	Lap Time	Gap	Nr	Lap Time	Gap	Nr	Lap Time	Gap	Nr	Lap Time	Gap
96	8:25.707	5 Laps	44	3:02.109	3 Laps	901	2:59.563	2 Laps						
61	2:52.229	1 Lap	980	2:38.607	3.211	919	3:09.174	3 Laps						
82	2:55.029	1 Lap	40	3:02.176	3 Laps	265	2:53.167	2 Laps						
38	3:01.978	2 Laps	69	2:54.396	2 Laps	926	3:13.026	3 Laps						
176	2:53.083	1 Lap	8	3:02.787	3 Laps	47	3:05.846	3 Laps						
44	3:01.815	2 Laps	94	2:53.174	2 Laps	908	3:00.440	2 Laps						
40	3:04.151	2 Laps	23	3:08.038	4 Laps	963	3:10.926	3 Laps						
8	3:04.015	2 Laps	961	2:41.045	25.406	993	3:03.485	2 Laps						
23	3:05.778	3 Laps	74	3:06.163	3 Laps	39	3:05.931	3 Laps						
69	2:53.858	1 Lap	48	3:13.628	4 Laps	77	2:50.249	1 Lap						
48	3:15.534	3 Laps	989	2:56.714	2 Laps	988	3:00.336	2 Laps						
Lap 20														
969	2:40.841		919	3:08.106	3 Laps	7	2:52.885	1 Lap						
94	2:54.932	2 Laps	926	3:11.898	3 Laps	50	2:53.034	1 Lap						
980	2:40.533	5.005	901	3:01.128	2 Laps	67	3:07.146	3 Laps						
74	3:06.357	3 Laps	4	2:54.403	2 Laps	21	3:06.352	3 Laps						
957	2:55.755	1 Lap	265	2:54.587	2 Laps	92	2:55.318	1 Lap						
989	3:00.005	2 Laps	47	3:05.178	3 Laps	12	3:07.718	3 Laps						
926	3:10.813	3 Laps	963	3:12.142	3 Laps	134	2:46.930	2 Laps						
3	2:53.603	2 Laps	908	3:01.058	2 Laps	982	3:05.733	2 Laps						
919	3:09.154	3 Laps	39	3:05.918	3 Laps	124	2:47.153	1 Lap						
961	2:41.840	24.762	993	3:01.990	2 Laps	43	3:07.299	3 Laps						
901	3:01.866	2 Laps	988	3:03.090	2 Laps	98	2:54.139	1 Lap						
4	2:53.464	2 Laps	67	3:09.038	3 Laps	185	2:47.548	1 Lap						
963	3:13.648	3 Laps	21	3:09.145	3 Laps	994	3:12.680	3 Laps						
47	3:06.244	3 Laps	12	3:10.521	3 Laps	61	2:54.497	1 Lap						
265	2:55.075	2 Laps	77	2:49.805	1 Lap	9	3:01.675	2 Laps						
39	3:05.013	3 Laps	7	2:55.675	1 Lap									
908	3:02.583	2 Laps	50	2:53.984	1 Lap									
983	3:03.117	2 Laps	982	3:06.825	2 Laps									
67	3:08.929	3 Laps	92	2:55.464	1 Lap									
993	3:03.316	2 Laps	43	3:07.782	3 Laps									
12	3:08.266	3 Laps	994	3:15.310	3 Laps									
21	3:06.956	3 Laps	134	2:46.464	2 Laps									
988	3:00.858	2 Laps	98	2:55.124	1 Lap									
994	3:11.873	3 Laps	124	2:46.427	1 Lap									
982	3:05.671	2 Laps	185	2:49.392	1 Lap									
43	3:05.656	3 Laps	9	2:59.938	2 Laps									
7	2:53.098	1 Lap	61	2:54.253	1 Lap									
50	2:52.631	1 Lap	Lap 22											
92	2:53.617	1 Lap	969	2:40.222										
77	2:47.734	1 Lap	176	2:51.979	2 Laps									
98	2:54.757	1 Lap	980	2:40.578	3.567									
134	2:46.663	2 Laps	82	2:56.150	2 Laps									
124	2:46.396	1 Lap	986	3:12.186	4 Laps									
185	2:50.921	1 Lap	38	3:01.832	3 Laps									
9	3:01.774	2 Laps	44	3:02.722	3 Laps									
986	3:11.953	3 Laps	69	2:53.187	2 Laps									
61	2:52.934	1 Lap	94	2:52.999	2 Laps									
82	2:53.078	1 Lap	961	2:41.980	27.164									
176	2:51.561	1 Lap	40	3:02.351	3 Laps									
Lap 21														
969	2:40.401		8	3:04.325	3 Laps									
38	3:01.915	3 Laps	23	3:06.404	4 Laps									
			989	2:59.682	2 Laps									
			74	3:08.550	3 Laps									
			48	3:12.586	4 Laps									
			4	2:55.318	2 Laps									




ACNN SPA EURO RACE RACE 2

Sector Analysis

■ Personal Best ■ Session Best B Crossing the finish line in pit lane

Lap	D	Time	Sector 1	Sector 2	Sector 3	T. Spd	Elapsed	Lap	D	Time	Sector 1	Sector 2	Sector 3	T. Spd	Elapsed
3							Zilhouette ZIL	11	1	2:54.360	51.010	1:18.164	45.186	198.9	36:35.801
								12	1	2:53.310	49.919	1:18.162	45.229	214.7	39:29.111
								13	1	2:53.045			44.978		42:22.156
								14	1	2:52.486			45.063		45:14.642
								15	1	2:53.186	50.142	1:18.658	44.386		48:07.828
								16	1	2:53.589			45.623		51:01.417
								17	1	2:51.005			44.439		53:52.422
								18	1	2:51.624			44.501		56:44.046
								19	1	2:53.098			45.125		59:37.144
								20	1	2:55.675	50.083	1:19.566	46.026	206.1	1:02:32.819
								21	1	2:52.885	50.050	1:18.047	44.788	215.1	1:05:25.704
4							Zilhouette ZIL	8							BMW OOPE
								1	1	4:10.424	1:58.445	1:24.289	47.690		4:10.424
								2	1	3:04.336			48.142		7:14.760
								3	1	3:03.116			48.259		10:17.876
								4	1	3:02.784			47.303		13:20.660
								5	1	3:04.038			47.181		16:24.698
								6	1	6:21.924 B	1:36.632	2:44.742	2:00.550		22:46.622
								7	1	4:25.021			49.124		27:11.643
								8	1	3:05.149			48.467		30:16.792
								9	1	3:03.713			47.663		33:20.505
								10	1	3:03.750	52.779	1:23.696	47.275	191.5	36:24.255
								11	1	3:06.071	53.893	1:23.036	49.142	187.5	39:30.326
								12	1	3:04.508			47.338		42:34.834
								13	1	3:04.843	53.453	1:23.260	48.130	191.2	45:39.677
								14	1	3:04.184			47.746		48:43.861
								15	1	3:04.929			48.838		51:48.790
								16	1	3:04.540			47.242		54:53.330
								17	1	3:04.015			47.367		57:57.345
								18	1	3:02.787			47.455		1:01:00.132
								19	1	3:04.325			48.214		1:04:04.457
7							Zilhouette ZIL	9							BMW OOPE
								1	1	4:06.314	1:57.201	1:22.382	46.731		4:06.314
								2	1	2:59.293	52.080	1:20.279	46.934	197.1	7:05.607
								3	1	2:58.856	52.375	1:19.986	46.495	197.8	10:04.463
								4	1	2:59.234	52.632	1:19.973	46.629	196.4	13:03.697
								5	1	3:00.001	52.205	1:21.257	46.539	197.4	16:03.698
								6	1	6:17.070 B	1:10.469	2:49.352	2:17.249	61.2	22:20.768
								7	1	4:52.992	2:44.657	1:20.760	47.575	196.4	27:13.760
								8	1	3:02.364	54.375	1:21.122	46.867	194.6	30:16.124
								9	1	2:59.546	52.286	1:20.708	46.552	195.3	33:15.670
								10	1	2:59.506	52.099	1:20.723	46.684	197.1	36:15.176
								11	1	2:59.866	51.888	1:21.343	46.635	198.2	39:15.042
								12	1	2:59.585	52.020	1:20.867	46.698	197.1	42:14.627
								13	1	2:59.750	52.200	1:20.787	46.763	196.7	45:14.377
								14	1	3:01.230	51.948	1:22.933	46.349	199.6	48:15.607
								15	1	3:00.502	52.833	1:20.794	46.875	196.7	51:16.109
								16	1	2:59.753	51.901	1:21.182	46.670	195.7	54:15.862
								17	1	3:00.026	52.201	1:21.119	46.706	196.4	57:15.888
								18	1	3:01.774	52.386	1:22.454	46.934	198.2	1:00:17.662
								19	1	2:59.938	52.188	1:20.981	46.769	197.1	1:03:17.600
								20	1	3:01.675	52.570	1:21.199	47.906	194.6	1:06:19.275
								1	1	3:51.336	1:48.799	1:18.662	43.875		3:51.336
								2	1	2:51.647			44.475		6:42.983
								3	1	2:51.749			44.605		9:34.732
								4	1	2:50.740			44.735		12:25.472
								5	1	2:51.595	49.946	1:16.468	45.181	211.4	15:17.067
								6	1	4:54.345 B			2:16.467		20:11.412
								7	1	4:51.823			45.194		25:03.235
								8	1	2:53.109	50.333	1:17.433	45.343	212.6	27:56.344
								9	1	2:52.068	49.953	1:17.663	44.452	211.8	30:48.412
								10	1	2:53.029	51.048	1:16.824	45.157	202.6	33:41.441




ACNN
SPA EURO RACE
RACE 2

Sector Analysis

■ Personal Best ■ Session Best ■ Crossing the finish line in pit lane

Lap	D	Time	Sector 1	Sector 2	Sector 3	T. Spd	Elapsed	Lap	D	Time	Sector 1	Sector 2	Sector 3	T. Spd	Elapsed
12															
		1.Maurice VAN DIJK													
							BMW R								
							OOPE								
1	1	4:15.775	2:00.624	1:25.410	49.741		4:15.775	11	1	3:07.625	54.711	1:23.740	49.174	184.9	42:19.299
2	1	3:11.015	55.316	1:25.746	49.953	173.4	7:26.790	12	1	3:12.296	57.407	1:24.914	49.975	162.9	45:31.595
3	1	3:07.277	54.456	1:23.966	48.855	185.9	10:34.067	13	1	3:09.679	55.042	1:25.640	48.997	177.3	48:41.274
4	1	3:09.785	54.982	1:25.562	49.241	181.8	13:43.852	14	1	3:08.955	54.826	1:23.603	50.526	183.4	51:50.229
5	1	3:09.313	55.192	1:24.406	49.715	188.8	16:53.165	15	1	3:06.059	55.044	1:22.977	48.038	181.5	54:56.288
6	1	6:19.531	2:14.346	2:50.550	1:14.635	57.8	23:12.696	16	1	3:05.778	54.246	1:23.367	48.165	188.8	58:02.066
7	1	3:10.270	55.259	1:25.065	49.946	185.9	26:22.966	17	1	3:08.038	54.671	1:24.697	48.670	185.2	1:01:10.104
8	1	3:19.474	55.214	1:25.456	58.804	179.7	29:42.440	18	1	3:06.404	54.806	1:23.320	48.278	180.6	1:04:16.508
9	1	4:26.164	2:12.303	1:25.063	48.798	177.0	34:08.604								
10	1	3:08.649	54.785	1:24.909	48.955	188.5	37:17.253								
11	1	3:08.291	54.575	1:24.972	48.744	186.9	40:25.544								
12	1	3:10.777	55.080	1:26.207	49.490	188.5	43:36.321								
13	1	3:08.607	54.363	1:25.105	49.139	187.2	46:44.928								
14	1	3:07.336	54.390	1:24.920	48.026	189.8	49:52.264								
15	1	3:07.832	54.163	1:24.548	49.121	187.5	53:00.096								
16	1	3:06.428	54.341	1:23.961	48.126	186.9	56:06.524								
17	1	3:08.266	54.298	1:25.004	48.964	190.8	59:14.790								
18	1	3:10.521	54.928	1:26.236	49.357	191.2	1:02:25.311								
19	1	3:07.718	54.055	1:24.889	48.774	191.5	1:05:33.029								
21															
		1.Harm JENSMA													
							BMW R								
							OOPE								
1	1	4:18.573	2:03.889	1:25.940	48.744		4:18.573	11	1	4:12.926	2:02.902	1:21.779	48.245		4:12.926
2	1	3:10.524	55.420	1:24.627	50.477	187.8	7:29.097	12	1	3:03.135	52.919	1:21.663	48.553	194.9	7:16.061
3	1	3:24.342	54.251	1:27.774	1:02.317	181.8	10:53.439	13	1	3:01.018	52.518	1:21.299	47.201	194.2	10:17.079
4	1	3:08.727	54.577	1:25.104	49.046	186.9	14:02.166	14	1	3:01.793	52.674	1:21.781	47.338	192.5	13:18.872
5	1	3:40.364	56.583	1:26.515	1:17.266	181.5	17:42.530	15	1	3:02.527	52.635	1:22.681	47.211	193.9	16:21.399
6	1	5:40.898	2:08.146	2:41.876	50.876	63.3	23:23.428	16	1	6:05.827	1:06.180	2:42.572	2:17.075	62.4	22:27.226
7	1	3:08.131	54.307	1:24.903	48.921	184.0	26:31.559	17	1	4:45.945	2:35.666	1:22.922	47.357	188.5	27:13.171
8	1	3:10.962	54.481	1:27.058	49.423	182.7	29:42.521	18	1	3:03.736	53.837	1:22.005	47.894	184.0	30:16.907
9	1	3:09.437	55.792	1:24.972	48.673	188.5	32:51.958	19	1	3:02.459	53.430	1:21.955	47.074	190.1	33:19.366
10	1	3:19.502	55.214	1:24.866	59.422	183.1	36:11.460	10	1	3:05.989	53.925	1:24.661	47.403	190.5	36:25.355
11	1	4:15.200	2:01.977	1:24.742	48.481	190.1	40:26.660	11	1	3:04.675	53.282	1:22.719	48.674	188.2	39:30.030
12	1	3:10.215	54.357	1:26.270	49.588	189.5	43:36.875	12	1	3:02.980	52.886	1:22.479	47.615	187.5	42:33.010
13	1	3:09.735	53.591	1:25.641	50.503	194.6	46:46.610	13	1	3:01.565	53.309	1:21.001	47.255	184.6	45:34.575
14	1	3:08.050	53.647	1:26.084	48.319	189.8	49:54.660	14	1	3:03.968	52.984	1:22.135	48.849	187.8	48:38.543
15	1	3:06.852	53.658	1:25.028	48.166	190.5	53:01.512	15	1	3:02.249	52.568	1:21.922	47.759	184.3	51:40.792
16	1	3:06.786	53.797	1:24.710	48.279	191.5	56:08.298	16	1	3:02.804	53.048	1:23.117	46.639	193.9	54:43.596
17	1	3:06.956	53.747	1:25.234	47.975	191.5	59:15.254	17	1	3:01.978	52.639	1:21.739	47.600	190.5	57:45.574
18	1	3:09.145	54.078	1:25.994	49.073	194.2	1:02:24.399	18	1	3:01.915	53.666	1:20.858	47.391	193.5	1:00:47.489
19	1	3:06.352	53.051	1:25.549	47.752	193.5	1:05:30.751	19	1	3:01.832	52.836	1:21.936	47.060	192.9	1:03:49.321
23															
		1.Henri VAN NORDEN													
		2.Roland VAN HIERDEN													
							BMW R								
							OOPE								
1	1	4:45.044	2:08.703	1:39.329	57.012		4:45.044	11	1	4:16.890	2:01.070	1:25.167	50.653		4:16.890
2	1	3:30.373	59.633	1:36.394	54.346	173.4	8:15.417	12	1	3:11.150	54.595	1:25.635	50.920	181.5	7:28.040
3	1	3:26.097	58.724	1:34.378	52.995	163.6	11:41.514	13	1	3:07.563	54.378	1:24.413	48.772	186.9	10:35.603
4	1	3:23.159	57.837	1:32.688	52.634	170.3	15:04.673	14	1	3:08.424	54.822	1:24.611	48.991	182.7	13:44.027
5	1	4:46.780	57.077	1:54.303	1:55.400		19:51.453	15	1	3:08.482	54.260	1:23.756	50.466	189.5	16:52.509
6	1	4:49.996	2:07.892	1:47.175	54.929	57.9	24:41.449	16	1	6:19.177	2:14.483	2:50.280	1:14.414	58.8	23:11.686
7	1	3:40.058	58.390	1:32.561	1:09.107	164.6	28:21.507	17	1	3:05.629	54.518	1:22.716	48.395	185.9	26:17.315
8	1	4:32.786	2:16.170	1:25.229	51.387	184.3	32:54.293	18	1	3:14.036	54.350	1:23.707	55.979	191.2	29:31.351
9	1	3:08.658	55.566	1:24.561	48.531	180.0	36:02.951	19	1	4:35.290	2:23.057	1:24.042	48.191	190.5	34:06.641
10	1	3:08.723	55.471	1:24.098	49.154	187.2	39:11.674	10	1	3:06.616	52.724	1:25.043	48.849	192.5	37:13.257
								11	1	3:06.757	53.339	1:25.207	48.211	180.3	40:20.014
								12	1	3:17.372	1:01.958	1:26.077	49.337	185.6	43:37.386
29															
		1.Gerrit LAND													
		2.Johan LAND													
							BMW								
							OOPE								
1	1	4:12.838	1:58.269	1:25.276	49.293		4:12.838	11	1	3:07.411	54.574	1:23.147	49.690	188.8	7:20.249
2	1	3:07.411	54.574	1:23.147	49.690	188.8	7:20.249	12	1	3:05.497	54.299	1:23.122	48.076	193.2	10:25.746
3	1	3:05.497	54.299	1:23.122	48.076	193.2	10:25.746	13	1	3:05.116	53.857	1:22.568	48.691	193.9	13:30.862
4	1	3:05.116	53.857	1:22.568	48.691	193.9	13:30.862	14	1	3:05.735	53.833	1:23.485	48.417	192.5	16:36.597
5	1	3:05.735	53.833	1:23.485	48.417	192.5	16:36.597	15	1	6:19.299	1:54.651	2:38.313	1:46.335	58.3	22:55.896
6	1	6:19.299	1:54.651	2:38.313	1:46.335	58.3	22:55.896	16	1	3:05.597	54.812	1:22.540	48.245	189.5	26:01.493
7	1	3:05.597	54.812	1:22.540	48.245	189.5	26:01.493	17	1	3:16.252	53.616	1:23.096	59.540	185.6	29:17.745
8	1	3:16.252	53.616	1:23.096	59.540	185.6	29:17.745	18	1	4:48.862	2:11.534	1:22.264	1:15.064	192.5	34:06.607
9	1	4:48.862	2:11.534	1:22.264	1:15.064	192.5	34:06.607								
38															
		1.Auke WIEGERS													
		2.Daniel MEENDERING													
							BMW								
							OOPE								
1	1	4:12.926	2:02.902	1:21.779	48.245		4:12.926	11	1	3:01.018	52.518	1:21.299	47.201	194.2	10:17.079
2	1	3:03.135	52.919	1:21.663	48.553	194.9	7:16.061	12	1	3:01.793	52.674	1:21.781	47.338	192.5	13:18.872
3	1	3:01.018	52.518	1:21.299	47.201	194.2	10:17.079	13	1	3:02.527	52.635	1:22.681	47.211	193.9	16:21.3



ACNN
SPA EURO RACE
RACE 2

Sector Analysis

Personal Best Session Best B Crossing the finish line in pit lane

Lap	D	Time	Sector 1	Sector 2	Sector 3	T. Spd	Elapsed	Lap	D	Time	Sector 1	Sector 2	Sector 3	T. Spd	Elapsed
13	1	3:07.847	55.738	1:23.833	48.276	178.8	46:45.233	4	1	3:04.818	52.855	1:24.487	47.476	187.8	13:18.178
14	1	3:07.647	53.940	1:25.550	48.157	189.1	49:52.880	5	1	3:03.800	52.865	1:23.555	47.380	191.8	16:21.978
15	1	3:04.540	53.267	1:24.147	47.126	185.6	52:57.420	6	1	6:23.362 B	1:37.937	2:44.756	2:00.669	60.0	22:45.340
16	1	3:06.176	52.872	1:25.319	47.985	196.7	56:03.596	7	1	4:28.335	2:16.214	1:24.457	47.664	186.5	27:13.675
17	1	3:05.013	53.116	1:24.101	47.796	183.7	59:08.609	8	1	3:05.253	55.243	1:22.209	47.801	188.8	30:18.928
18	1	3:05.918	53.450	1:23.730	48.738	177.6	1:02:14.527	9	1	3:02.361	52.469	1:22.649	47.243	194.2	33:21.289
19	1	3:05.931	53.075	1:23.642	49.214	185.9	1:05:20.458	10	1	3:03.459	52.176	1:24.086	47.197	183.7	36:24.748

40 1. Gerald LEKKERKERKER BMW OOOE

1	1	4:18.754	2:08.752	1:22.073	47.929		4:18.754
2	1	3:05.402	53.443	1:23.423	48.536	192.2	7:24.156
3	1	3:02.160	53.435	1:21.213	47.512	194.9	10:26.316
4	1	3:05.395	53.938	1:22.667	48.790	195.7	13:31.711
5	1	3:03.231	53.349	1:22.287	47.595	195.7	16:34.942
6	1	6:12.549	1:51.024	2:33.209	1:48.316	59.7	22:47.491
7	1	3:03.068	53.620	1:21.828	47.620	194.2	25:50.559
8	1	3:02.621	53.593	1:21.550	47.478	191.8	28:53.180
9	1	3:03.254	53.377	1:22.571	47.306	188.2	31:56.434
10	1	3:12.306 B	52.824	1:23.042	56.440	192.9	35:08.740
11	1	4:29.005	2:19.095	1:22.221	47.689	194.9	39:37.745
12	1	3:02.884	54.213	1:21.532	47.139	192.5	42:40.629
13	1	3:02.286	52.959	1:22.058	47.269	196.0	45:42.915
14	1	3:02.371	53.050	1:21.841	47.480	193.5	48:45.286
15	1	3:03.977	53.361	1:23.006	47.610	194.9	51:49.263
16	1	3:02.918	53.540	1:22.534	46.844	198.2	54:52.181
17	1	3:04.151	54.268	1:22.563	47.320	194.6	57:56.332
18	1	3:02.176	53.080	1:21.925	47.171	193.5	1:00:58.508
19	1	3:02.351	53.057	1:21.824	47.470	194.9	1:04:00.859

43 1. Arnold BAKKER BMW OOOE

1	1	4:20.991	2:04.439	1:25.984	50.568		4:20.991
2	1	3:13.864	56.246	1:25.008	52.610	181.5	7:34.855
3	1	3:17.130	55.460	1:28.814	52.856	182.4	10:51.985
4	1	3:10.617	55.070	1:25.037	50.510	182.1	14:02.602
5	1	3:36.772	56.352	1:24.605	1:15.815	172.5	17:39.374
6	1	5:42.349	2:09.898	2:42.456	49.995	62.1	23:21.723
7	1	3:07.680	54.555	1:24.080	49.045	186.9	26:29.403
8	1	3:13.836	55.201	1:26.873	51.762	184.3	29:43.239
9	1	3:10.406	56.081	1:25.428	48.897	184.3	32:53.645
10	1	3:08.771	55.050	1:24.794	48.927	185.9	36:02.416
11	1	3:18.328 B	54.591	1:24.721	59.016	186.5	39:20.744
12	1	4:27.200	2:13.804	1:24.365	49.031	184.6	43:47.944
13	1	3:08.108	54.736	1:24.189	49.183	187.5	46:56.052
14	1	3:08.865	55.300	1:25.071	48.494	187.8	50:04.917
15	1	3:09.699	55.027	1:26.142	48.530	181.2	53:14.616
16	1	3:09.960	54.430	1:26.669	48.861	189.1	56:24.576
17	1	3:05.656	54.610	1:22.787	48.259	187.8	59:30.232
18	1	3:07.782	54.324	1:23.585	49.873	191.5	1:02:38.014
19	1	3:07.299	54.343	1:24.078	48.878	192.9	1:05:45.313

44 1. Robert ACKERMANN BMW OOOE


1	1	4:07.500	1:56.554	1:23.553	47.393		4:07.500
2	1	3:02.617	52.616	1:22.129	47.872	188.2	7:10.117
3	1	3:03.243	52.889	1:22.632	47.722	186.5	10:13.360

47 1. Mick SCHUTTE BMW R OOOE

1	1	4:16.430	2:03.006	1:23.785	49.639		4:16.430
2	1	3:05.834	54.520	1:22.829	48.485	191.5	7:22.264
3	1	3:05.627	54.089	1:23.406	48.132	188.5	10:27.891
4	1	3:08.819	53.736	1:25.574	49.509	191.2	13:36.710
5	1	3:06.557	53.691	1:23.847	49.019	191.5	16:43.267
6	1	6:30.196	2:08.248	3:05.088	1:16.860	54.5	23:13.463
7	1	3:16.602 B	54.529	1:23.626	58.447	186.9	26:30.065
8	1	4:29.632	2:15.566	1:26.245	47.821	188.8	30:59.697
9	1	3:04.912	54.051	1:22.945	47.916	187.8	34:04.609
10	1	3:10.121	53.887	1:25.618	50.616	189.5	37:14.730
11	1	3:05.676	53.648	1:22.957	49.071	190.1	40:20.406
12	1	3:08.061	55.435	1:23.519	49.107	183.7	43:28.467
13	1	3:06.368	53.692	1:24.907	47.769	193.9	46:34.835
14	1	3:06.028	53.484	1:23.819	48.725	195.7	49:40.863
15	1	3:08.530	54.552	1:25.300	48.678	174.5	52:49.393
16	1	3:06.377	54.129	1:23.827	48.421	190.1	55:55.770
17	1	3:06.244	53.315	1:23.860	49.069	191.5	59:02.014
18	1	3:05.178	53.453	1:23.624	48.101	192.9	1:02:07.192
19	1	3:05.846	54.636	1:23.181	48.029	189.8	1:05:13.038

48 1. Guido KALKHUIS BMW R OOOE

1	1	4:29.808	2:08.615	1:28.700	52.493		4:29.808
2	1	3:15.919	57.557	1:26.925	51.437	175.6	7:45.727
3	1	3:16.448	56.602	1:28.871	50.975	183.1	11:02.175
4	1	3:19.285	57.095	1:28.663	53.527	178.5	14:21.460
5	1	4:29.640	57.249	1:34.685	1:57.706	180.0	18:51.100
6	1	5:17.292	2:13.847	2:07.195	56.250	62.7	24:08.392
7	1	3:26.336 B	57.916	1:28.306	1:00.114	170.1	27:34.728
8	1	4:39.290	2:22.241	1:25.905	51.144	168.7	32:14.018
9	1	3:14.045	56.404	1:26.091	51.550	180.9	35:28.063
10	1	3:12.434	56.305	1:25.220	50.909	184.0	38:40.497
11	1	3:12.694	56.669	1:24.963	51.062	180.0	41:53.191
12	1	3:12.790	55.909	1:26.014	50.867	180.9	45:05.981
13	1	3:16.901	56.428	1:28.634	51.839	183.4	48:22.882
14	1	3:12.607	56.751	1:24.818	51.038	183.1	51:35.489
15	1	3:16.024	56.579	1:28.985	50.460	181.5	54:51.513
16	1	3:15.534	58.083	1:26.016	51.435	184.3	58:07.047




ACNN SPA EURO RACE RACE 2

Sector Analysis

■ Personal Best ■ Session Best B Crossing the finish line in pit lane

Lap	D	Time	Sector 1	Sector 2	Sector 3	T. Spd	Elapsed	Lap	D	Time	Sector 1	Sector 2	Sector 3	T. Spd	Elapsed
17	1	3:13.628	56.502	1:24.738	52.388	184.9	1:01:20.675	1	1	4:13.750	2:01.215	1:23.248	49.287		4:13.750
18	1	3:12.586	57.969	1:24.403	50.214	180.0	1:04:33.261	2	1	3:06.178	54.438	1:22.688	49.052	189.1	7:19.928
49 1.Sjoerd STIKSMA BMW OOPE								3 1 3:05.355 54.431 1:22.387 48.537 187.8 10:25.283							
1	1	4:45.559 B	2:12.168	1:29.847	1:03.544		4:45.559	4	1	3:07.935	55.055	1:23.329	49.551	189.1	13:33.218
50 1.Jan VOS Zilhouette 2.Joyce VOS ZIL								5 1 3:05.827 54.709 1:22.449 48.669 188.2 16:39.045							
1	1	3:55.423	1:52.000	1:18.564	44.859		3:55.423	6	1	6:23.324	2:06.805	2:49.335	1:27.184	55.0	23:02.369
2	1	2:53.231	49.457	1:18.079	45.695	210.5	6:48.654	7	1	3:07.112	55.424	1:22.801	48.887	184.6	26:09.481
3	1	2:54.519	50.914	1:18.523	45.082	195.7	9:43.173	8	1	3:07.073	54.973	1:23.432	48.668	183.7	29:16.554
4	1	2:52.896	50.085	1:17.148	45.663	192.5	12:36.069	9	1	3:05.317	54.416	1:22.648	48.253	187.2	32:21.871
5	1	2:55.819	52.461	1:18.034	45.324	201.1	15:31.888	10	1	3:16.114 B	54.132	1:22.876	59.106	183.1	35:37.985
6	1	4:46.697 B	49.846	1:55.340	2:01.511	210.9	20:18.585	11	1	4:36.729	2:22.746	1:24.727	49.256	186.2	40:14.714
7	1	4:44.287	2:37.461	1:20.800	46.026	187.8	25:02.872	12	1	3:10.911	55.631	1:25.987	49.293		43:25.625
8	1	2:55.756	50.660	1:18.617	46.479	206.5	27:58.628	13	1	3:11.466	55.524	1:26.620	49.322	186.9	46:37.091
9	1	2:53.155	50.925	1:17.450	44.780	204.5	30:51.783	14	1	3:10.725	55.175	1:26.033	49.517	187.8	49:47.816
10	1	2:52.943	50.646	1:16.959	45.338	206.5	33:44.726	15	1	3:07.986	54.684	1:24.759	48.543	189.8	52:55.802
11	1	2:54.688	51.573	1:16.551	46.564	202.2	36:39.414	16	1	3:09.393	54.408	1:26.076	48.909	187.2	56:05.195
12	1	2:51.322	49.737	1:16.694	44.891	209.3	39:30.736	17	1	3:08.929	54.397	1:24.648	49.884	186.9	59:14.124
13	1	2:56.089	51.927	1:19.202	44.960	203.0	42:26.825	18	1	3:09.038	55.106	1:24.597	49.335	188.5	1:02:23.162
14	1	2:50.546	49.840	1:16.392	44.314	206.5	45:17.371	19	1	3:07.146	54.096	1:24.636	48.414	187.5	1:05:30.308
15	1	2:52.197	49.282	1:18.066	44.849	213.0	48:09.568	69 1.Jan Berry DRENTH Zilhouette ZIL							
16	1	2:51.189	50.420	1:16.283	44.486	206.9	51:00.757	1	1	3:53.271	1:50.012	1:17.947	45.312		3:53.271
17	1	2:52.501	50.699	1:17.368	44.434	205.3	53:53.258	2	1	2:54.653	51.353	1:18.000	45.300	198.2	6:47.924
18	1	2:53.701	51.130	1:17.661	44.910	199.6	56:46.959	3	1	2:53.266	51.383	1:16.371	45.512	201.5	9:41.190
19	1	2:52.631	50.836	1:17.040	44.755	208.1	59:39.590	4	1	2:54.321	51.555	1:16.925	45.841	193.9	12:35.511
20	1	2:53.984	51.003	1:18.010	44.971	204.9	1:02:33.574	5	1	2:55.776	51.530	1:19.141	45.105	201.9	15:31.287
21	1	2:53.034	50.033	1:18.071	44.930	209.7	1:05:26.608	6	1	4:37.605	50.347	1:54.434	1:52.824	200.4	20:08.892
61 1.Max WEERING Zilhouette ZIL								7 1 4:26.035 2:13.437 1:26.995 45.603 60.4 24:34.927							
1	1	3:48.168	1:48.906	1:14.913	44.349		3:48.168	8	1	3:05.516 B	51.294	1:18.237	55.985	192.9	27:40.443
2	1	2:48.213	49.619	1:14.257	44.337	195.7	6:36.381	9	1	4:18.861	2:15.357	1:18.484	45.020	189.5	31:59.304
3	1	2:49.453	49.695	1:15.675	44.083	196.4	9:25.834	10	1	2:52.945	50.708	1:17.038	45.199	200.0	34:52.249
4	1	2:47.916	49.571	1:14.134	44.211	196.7	12:13.750	11	1	2:53.329	50.737	1:16.719	45.873	198.9	37:45.578
5	1	2:49.094	49.562	1:14.985	44.547	196.7	15:02.844	12	1	2:54.153	50.329	1:18.469	45.355	200.7	40:39.731
6	1	4:31.029	50.070	1:43.233	1:57.726	196.7	19:33.873	13	1	2:54.763	50.804	1:18.312	45.647	198.9	43:34.494
7	1	6:26.289 B	2:03.872	1:42.104	2:40.313	64.7	26:00.162	14	1	2:55.456	51.284	1:18.152	46.020	203.0	46:29.950
8	1	3:07.024	1:07.799	1:15.658	43.567	194.9	29:07.186	15	1	2:53.760	51.155	1:17.121	45.484	202.6	49:23.710
9	1	2:49.016	49.842	1:15.293	43.881	196.4	31:56.202	16	1	2:53.452	50.882	1:17.314	45.256	197.8	52:17.162
10	1	2:48.532	49.463	1:15.200	43.869	197.1	34:44.734	17	1	2:54.535	50.917	1:18.380	45.238	197.1	55:11.697
11	1	2:48.665	49.646	1:15.073	43.946	197.1	37:33.399	18	1	2:53.858	51.123	1:17.524	45.211	196.0	58:05.555
12	1	2:49.015	49.335	1:14.465	45.215	195.7	40:22.414	19	1	2:54.396	52.231	1:16.939	45.226	188.5	1:00:59.951
13	1	2:54.158	52.325	1:16.748	45.085	189.8	43:16.572	20	1	2:53.187	50.821	1:17.174	45.192	195.7	1:03:53.138
14	1	2:51.132	50.444	1:15.914	44.774	192.5	46:07.704	74 1.Patrick CASPERS BMW R 2.Erik MIK OOPE							
15	1	2:50.392	50.035	1:15.536	44.821	196.0	48:58.096	1	1	4:11.640	1:58.522	1:24.604	48.514		4:11.640
16	1	2:53.738	52.672	1:16.565	44.501	195.7	51:51.834	2	1	3:05.271	53.473	1:22.204	49.594	193.5	7:16.911
17	1	2:53.454	50.865	1:17.352	45.237	197.1	54:45.288	3	1	3:04.029	53.281	1:22.953	47.795	193.9	10:20.940
18	1	2:52.229	50.434	1:16.332	45.463	189.8	57:37.517	4	1	3:05.150	53.507	1:23.319	48.324	192.5	13:26.090
19	1	2:52.934	51.211	1:16.222	45.501	189.5	1:00:30.451	5	1	3:04.312	53.630	1:23.241	47.441	187.2	16:30.402
20	1	2:54.253	50.923	1:17.830	45.500	189.8	1:03:24.704	6	1	6:25.283 B	1:41.699	2:42.037	2:01.547	56.3	22:55.685
21	1	2:54.497	51.390	1:16.739	46.368	188.2	1:06:19.201	7	1	4:26.363	2:15.167	1:23.202	47.994	182.7	27:22.048
67 1.Richard TERVELDE BMW R 2.Markus TERVELDE OOPE								8 1 3:04.974 54.918 1:22.179 47.877 191.2 30:27.022							
1	1	3:03.681	53.976	1:21.893	47.812	192.2	33:30.703	9	1	3:03.681	53.976	1:21.893	47.812	192.2	33:30.703
10	1	3:04.749	54.783	1:22.171	47.795	191.2	36:35.452	10	1	3:04.749	54.783	1:22.171	47.795	191.2	36:35.452
11	1	3:05.012	53.928	1:22.227	48.857	190.5	39:40.464	11	1	3:05.012	53.928	1:22.227	48.857	190.5	39:40.464
12	1	3:05.579	54.102	1:23.477	48.000	192.2	42:46.043	12	1	3:05.579	54.102	1:23.477	48.000	192.2	42:46.043




ACNN SPA EURO RACE RACE 2

Sector Analysis

■ Personal Best ■ Session Best B Crossing the finish line in pit lane

Lap	D	Time	Sector 1	Sector 2	Sector 3	T. Spd	Elapsed	Lap	D	Time	Sector 1	Sector 2	Sector 3	T. Spd	Elapsed						
13	1	3:03.570	53.683	1:21.979	47.908	193.2	45:49.613	18	1	2:55.029	49.582	1:19.927	45.520	200.0	57:43.795						
14	1	3:06.005	54.448	1:21.976	49.581		48:55.618	19	1	2:53.078	50.437	1:17.434	45.207	201.1	1:00:36.873						
15	1	3:07.365	54.839	1:23.847	48.679	195.7	52:02.983	20	1	2:56.150	50.054	1:18.817	47.279	193.2	1:03:33.023						
16	1	3:04.650	54.227	1:22.373	48.050	188.2	55:07.633	<div style="border: 1px solid black; padding: 5px;"> 92 1. Michael HERMANS Zilhouette ZIL </div>													
17	1	3:06.357	54.274	1:23.861	48.222	188.2	58:13.990														
18	1	3:06.163	54.752	1:22.361	49.050	187.2	1:01:20.153														
19	1	3:08.550	56.326	1:23.617	48.607	179.7	1:04:28.703														
19	1	3:08.550	56.326	1:23.617	48.607	179.7	1:04:28.703														
<div style="border: 1px solid black; padding: 5px;"> 77 1. Erik GEERTS Zilhouette ZIL </div>							1	1	3:50.822	1:49.282	1:17.479	44.061	3:50.822								
							2	1	2:50.136	49.437	1:17.431	43.268	210.1	6:40.958							
							3	1	2:51.797	50.605	1:17.358	43.834	208.1	9:32.755							
							4	1	2:48.531	48.931	1:15.761	43.839	210.9	12:21.286							
							5	1	2:51.020	48.946	1:18.377	43.697	213.9	15:12.306							
							6	1	4:28.730	49.013	1:46.155	1:53.562	215.1	19:41.036							
							7	1	4:43.827 B	2:11.335	1:37.585	54.907	60.5	24:24.863							
							8	1	4:13.032	2:11.988	1:17.132	43.912	204.5	28:37.895							
							9	1	2:49.754	49.395	1:16.533	43.826	212.2	31:27.649							
							10	1	2:50.331	49.587	1:15.798	44.946	210.1	34:17.980							
							11	1	2:51.169	48.994	1:17.834	44.341	210.1	37:09.149							
							12	1	2:50.349	49.671	1:16.933	43.745	211.8	39:59.498							
							13	1	2:48.883	48.981	1:16.469	43.433	212.2	42:48.381							
							14	1	2:50.516	50.312	1:16.690	43.514	209.3	45:38.897							
							15	1	2:49.453	48.734	1:17.232	43.487	213.4	48:28.350							
							16	1	2:50.008	49.141	1:17.454	43.413	214.7	51:18.358							
							17	1	2:48.815	48.720	1:16.656	43.439	215.6	54:07.173							
							18	1	2:47.748	48.646	1:15.751	43.351	211.4	56:54.921							
							19	1	2:47.734	48.370	1:16.109	43.255	213.9	59:42.655							
							20	1	2:49.805	48.438	1:17.137	44.230	220.9	1:02:32.460							
							21	1	2:50.249	48.846	1:17.593	43.810	214.7	1:05:22.709							
<div style="border: 1px solid black; padding: 5px;"> 81 1. Bernard BLAAK Zilhouette ZIL </div>							1	1	3:56.089	1:51.434	1:20.093	44.562	3:56.089								
							2	1	2:52.619	50.961	1:16.198	45.460	197.4	6:48.708							
							3	1	2:52.944	50.701	1:16.567	45.676	200.4	9:41.652							
							<div style="border: 1px solid black; padding: 5px;"> 82 1. Henk SIJTSMA 2. Marcel SCHOONHOVEN Zilhouette ZIL </div>							1	1	3:54.564	1:50.808	1:18.058	45.698	3:54.564	
														2	1	2:49.522	49.626	1:16.070	43.826	209.3	6:44.086
														3	1	2:51.972	49.281	1:18.022	44.669	209.7	9:36.058
														4	1	2:49.342	49.090	1:15.821	44.431	210.1	12:25.400
														5	1	2:49.258	49.406	1:15.894	43.958	206.9	15:14.658
														6	1	4:30.314	49.116	1:48.514	1:52.684	212.6	19:44.972
														7	1	4:30.023	2:12.967	1:33.746	43.310	60.4	24:14.995
														8	1	2:55.211	50.539	1:19.534	45.138	206.1	27:10.206
														9	1	2:50.035	49.725	1:16.403	43.907	205.7	30:00.241
														10	1	3:05.435 B	51.197	1:16.977	57.261	204.2	33:05.676
11	1	4:19.106	2:15.595	1:17.801	45.710	198.9								37:24.782							
12	1	2:55.753	50.783	1:18.893	46.077	204.2								40:20.535							
13	1	2:53.560	50.410	1:17.679	45.471	199.6								43:14.095							
14	1	2:51.626	50.117	1:16.970	44.539	208.5								46:05.721							
15	1	2:54.121	50.025	1:17.957	46.139	202.2								48:59.842							
16	1	2:55.401	51.684	1:18.779	44.938	192.2								51:55.243							
17	1	2:53.523	49.861	1:18.544	45.118	201.5								54:48.766							
<div style="border: 1px solid black; padding: 5px;"> 94 1. Carlo BROEREN Zilhouette ZIL </div>							1	1	3:55.030	1:50.457	1:18.995	45.578	3:55.030								
							2	1	2:53.933	49.856	1:18.857	45.220	206.1	6:48.963							
							3	1	2:53.383	50.502	1:18.333	44.548	203.8	9:42.346							
							4	1	2:52.486	50.710	1:17.060	44.716	203.0	12:34.832							
							5	1	2:55.766	52.120	1:18.832	44.814	197.8	15:30.598							
							6	1	4:37.608	50.089	1:52.359	1:55.160	194.2	20:08.206							
							7	1	4:38.837 B	2:12.418	1:27.514	58.905	62.3	24:47.043							
							8	1	4:13.369	2:07.237	1:20.605	45.527	178.5	29:00.412							
							9	1	3:00.688	53.797	1:22.004	44.887	190.8	32:01.100							
							10	1	2:53.102	50.304	1:18.055	44.743	196.0	34:54.202							
							11	1	2:52.434	50.154	1:17.879	44.401	196.4	37:46.636							
12	1	2:53.625	51.017	1:17.926	44.682	200.7	40:40.261														
13	1	2:54.501	50.206	1:17.873	46.422	202.6	43:34.762														
14	1	2:55.387	49.909	1:20.022	45.456	201.9	46:30.149														
15	1	2:55.119	50.860	1:19.138	45.121	197.4	49:25.268														
16	1	2:53.718	50.131	1:18.525	45.062	200.0	52:18.986														
17	1	2:54.173	50.134	1:18.896	45.143	198.9	55:13.159														
18	1	2:54.932	49.823	1:19.564	45.545	203.0	58:08.091														
19	1	2:53.174	50.152	1:18.203	44.819	198.2	1:01:01.265														
20	1	2:52.999	50.224	1:18.024	44.751	200.4	1:03:54.264														
<div style="border: 1px solid black; padding: 5px;"> 96 1. Marcel VAN DER LYKE Zilhouette ZIL </div>							1	1	4:00.174	1:53.028	1:21.345	45.801	4:00.174								
							2	1	3:01.443	53.887	1:22.067	45.489	192.2	7:01.617							
							3	1	2:55.459	51.706	1:18.417	45.336	196.7	9:57.076							
							4	1	2:59.797	51.400	1:19.612	48.785	191.5	12:56.873							




ACNN SPA EURO RACE RACE 2

Sector Analysis

Personal Best Session Best B Crossing the finish line in pit lane

Lap	D	Time	Sector 1	Sector 2	Sector 3	T. Spd	Elapsed	Lap	D	Time	Sector 1	Sector 2	Sector 3	T. Spd	Elapsed
5	1	2:57.044	51.644	1:19.642	45.758	193.5	15:53.917	21	1	2:47.153			43.224		1:05:42.096
6	1	5:54.031 B	57.810	2:27.847	2:28.374	102.0	21:47.948	134 1. BIJZITTER 2. VAN OOSTEN Zilhouette M3 DTC1							
7	1	3:57.769	1:52.637	1:19.286	45.846	192.2	25:45.717	1	1	3:53.666	1:52.646	1:17.093	43.927		3:53.666
8	1	2:54.254	52.428	1:17.201	44.625	197.1	28:39.971	2	1	2:45.459	47.135	1:16.064	42.260	213.4	6:39.125
9	1	2:54.306	51.436	1:17.934	44.936	195.7	31:34.277	3	1	2:45.484	47.751	1:15.602	42.131	205.3	9:24.609
10	1	2:54.657	51.470	1:18.024	45.163	196.7	34:28.934	4	1	2:46.281	46.578	1:15.977	43.726	215.6	12:10.890
11	1	7:09.997 B	51.835	1:25.391	4:52.771	193.9	41:38.931	5	1	2:46.856	48.441	1:15.533	42.882	210.5	14:57.746
12	1	3:27.036	1:16.399	1:22.763	47.874	177.6	45:05.967	6	1	4:07.952	47.507	1:30.543	1:49.902	213.9	19:05.698
13	1	3:57.047 B	52.840	1:46.357	1:17.850	193.5	49:03.014	7	1	4:46.199	2:06.767	1:56.109	43.323	65.7	23:51.897
14	1	8:25.707 B					57:28.721	8	1	2:46.327	47.321	1:16.932	42.074	210.5	26:38.224
98 1. Jack HOEKSTRA Zilhouette ZIL								9	1	2:59.743 B	47.058	1:17.334	55.351	206.5	29:37.967
1	1	4:03.834	1:53.277	1:24.224	46.333		4:03.834	10	1	4:14.562	2:15.645	1:15.831	43.086	209.7	33:52.529
2	1	2:55.900	50.990	1:19.809	45.101	201.9	6:59.734	11	1	6:38.185	46.580	1:15.354	4:36.251	218.6	40:30.714
3	1	2:52.977	51.451	1:17.590	43.936	201.9	9:52.711	12	1	2:54.278	52.216	1:18.742	43.320	192.9	43:24.992
4	1	2:53.901	50.865	1:17.523	45.513	203.0	12:46.612	13	1	2:45.216	47.235	1:15.475	42.506	219.5	46:10.208
5	1	2:52.042	50.812	1:16.698	44.532	200.0	15:38.654	14	1	2:46.710	46.502	1:15.728	44.480	210.9	48:56.918
6	1	5:11.759 B	50.889	2:18.043	2:02.827	201.9	20:50.413	15	1	2:50.728	49.179	1:17.720	43.829	218.6	51:47.646
7	1	4:20.056	2:17.509	1:17.877	44.670	197.8	25:10.469	16	1	2:45.463	46.461	1:16.557	42.445	221.8	54:33.109
8	1	2:53.172	50.797	1:17.264	45.111	198.9	28:03.641	17	1	2:44.990	46.732	1:15.705	42.553	208.1	57:18.099
9	1	2:52.193	51.030	1:16.537	44.626	200.4	30:55.834	18	1	2:46.663	47.474	1:16.119	43.070	217.3	1:00:04.762
10	1	2:51.775	50.442	1:17.031	44.302	200.4	33:47.609	19	1	2:46.464	47.156	1:16.325	42.983	213.9	1:02:51.226
11	1	2:55.272	50.417	1:15.790	49.065	203.0	36:42.881	20	1	2:46.930	47.537	1:16.519	42.874	216.0	1:05:38.156
12	1	2:55.691	51.407	1:17.431	46.853	194.6	39:38.572	176 1. Sjeef JANSEN BMW 3 GTR DTC1							
13	1	2:54.529	50.752	1:17.476	46.301	193.5	42:33.101	1	1	4:01.029	1:53.451	1:22.595	44.983		4:01.029
14	1	2:54.361	51.341	1:17.207	45.813	193.9	45:27.462	2	1	2:52.029	48.367	1:19.210	44.452	193.5	6:53.058
15	1	2:54.330	51.249	1:17.387	45.694	196.0	48:21.792	3	1	2:51.183	48.142	1:18.618	44.423	200.0	9:44.241
16	1	2:54.464	52.008	1:17.262	45.194	194.6	51:16.256	4	1	2:52.203	49.084	1:18.828	44.291	207.7	12:36.444
17	1	2:52.964	51.085	1:17.462	44.417	196.4	54:09.220	5	1	2:52.485	49.595	1:18.680	44.210	203.8	15:28.929
18	1	2:53.516	50.567	1:17.480	45.469	199.3	57:02.736	6	1	4:37.936	48.314	1:54.031	1:55.591	200.0	20:06.865
19	1	2:54.757	51.099	1:18.166	45.492	197.1	59:57.493	7	1	4:38.036 B	2:11.876	1:27.548	58.612	61.2	24:44.901
20	1	2:55.124	51.257	1:17.347	46.520	192.9	1:02:52.617	8	1	4:14.847	2:09.353	1:20.145	45.349	185.2	28:59.748
21	1	2:54.139	51.211	1:18.066	44.862	197.8	1:05:46.756	9	1	2:54.898	48.812	1:20.784	45.302	188.5	31:54.646
124 1. J.P. VAN LEEUWEN 2. Martin VAN LEEUWEN BMW 3 GTR DTC1								10	1	2:52.387	48.893	1:18.684	44.810	195.3	34:47.033
1	1	5:07.075			43.286		5:07.075	11	1	2:56.539	48.582	1:21.561	46.396	190.8	37:43.572
2	1	2:46.489			43.146		7:53.564	12	1	2:53.717	49.671	1:18.826	45.220	204.9	40:37.289
3	1	2:47.774			44.660		10:41.338	13	1	2:52.140	48.444	1:19.383	44.313	204.2	43:29.429
4	1	2:47.702			43.338		13:29.040	14	1	2:50.226	48.031	1:18.353	43.842	208.1	46:19.655
5	1	2:49.442			43.372		16:18.482	15	1	2:49.850	47.918	1:17.813	44.119	206.5	49:09.505
6	1	6:07.362 B			2:16.407		22:25.844	16	1	2:52.172	48.060	1:18.849	45.263	208.1	52:01.677
7	1	4:18.190			43.989		26:44.034	17	1	2:51.584	48.104	1:18.665	44.815	201.9	54:53.261
8	1	2:47.881			43.226		29:31.915	18	1	2:53.083	48.859	1:18.554	45.670	197.8	57:46.344
9	1	2:46.086			43.136		32:18.001	19	1	2:51.561	48.794	1:18.101	44.666	194.2	1:00:37.905
10	1	2:46.784			43.415		35:04.785	20	1	2:51.979	48.595	1:17.668	45.716	204.2	1:03:29.884
11	1	2:47.045			42.888		37:51.830	185 1. Johannes WIBIER Porsche GT3 DTC1							
12	1	2:47.737			43.706		40:39.567	1	1	4:03.147					4:03.147
13	1	2:48.591			43.466		43:28.158	2	1	2:51.465					6:54.612
14	1	2:46.293	47.175	1:15.828	43.290	212.6	46:14.451	3	1	2:50.486					9:45.098
15	1	2:46.688			43.331		49:01.139	4	1	2:52.106					12:37.204
16	1	2:48.392			43.588		51:49.531	5	1	2:52.131					15:29.335
17	1	2:46.903			43.219		54:36.434	6	1	4:38.276					20:07.611
18	1	2:45.686			43.242		57:22.120	7	1	4:41.026 B					24:48.637
19	1	2:46.396			43.244		1:00:08.516								
20	1	2:46.427			43.186		1:02:54.943								




ACNN
SPA EURO RACE
RACE 2

Sector Analysis

■ Personal Best ■ Session Best B Crossing the finish line in pit lane

Lap	D	Time	Sector 1	Sector 2	Sector 3	T. Spd	Elapsed	Lap	D	Time	Sector 1	Sector 2	Sector 3	T. Spd	Elapsed
8	1	4:17.814					29:06.451	18	1	3:01.866	50.779	1:23.391	47.696	212.6	58:44.023
9	1	2:56.421					32:02.872	19	1	3:01.128	51.037	1:22.936	47.155	187.2	1:01:45.151
10	1	2:49.553					34:52.425	20	1	2:59.563	50.140	1:22.579	46.844	201.1	1:04:44.714
11	1	2:51.708					37:44.133	908 1.Sandor ROEST 944 GT							
12	1	2:49.295					40:33.428	1	1	3:13.693	59.413	1:24.213	50.067		3:13.693
13	1	2:46.246					43:19.674	2	1	3:00.591	52.621	1:21.308	46.662	197.8	6:14.284
14	1	2:46.307					46:05.981	3	1	2:59.214	51.966	1:20.505	46.743	201.5	9:13.498
15	1	2:51.451					48:57.432	4	1	3:01.585	52.254	1:21.263	48.068	204.2	12:15.083
16	1	2:52.599					51:50.031	5	1	3:02.492	51.899	1:22.787	47.806	203.8	15:17.575
17	1	2:48.286					54:38.317	6	1	4:48.444	52.068	1:59.282	1:57.094	204.2	20:06.019
18	1	2:44.652					57:22.969	7	1	4:29.938	2:10.917	1:30.923	48.098	59.4	24:35.957
19	1	2:50.921					1:00:13.890	8	1	2:59.895	51.486	1:21.944	46.465	192.9	27:35.852
20	1	2:49.392					1:03:03.282	9	1	3:09.967 B	52.856	1:21.339	55.772	192.5	30:45.819
21	1	2:47.548					1:05:50.830	10	1	4:17.953	2:09.922	1:21.690	46.341	205.7	35:03.772
265 1.Gijs BARTELS BMW Z3 DTC2								909 1.Ruben NOOIJ 944 944							
1	1	4:02.561	1:54.459	1:22.619	45.483		4:02.561	1	1	3:16.691	1:03.244	1:23.759	49.688		3:16.691
2	1	2:56.808	51.240	1:20.354	45.214	203.0	6:59.369	2	1	3:11.480	56.625	1:24.208	50.647	180.0	6:28.171
3	1	2:55.787	49.665	1:20.536	45.586	209.7	9:55.156	3	1	3:12.604	56.642	1:26.330	49.632	178.5	9:40.775
4	1	3:03.100	51.729	1:20.486	50.885	187.5	12:58.256	4	1	3:15.434	56.948	1:25.066	53.420	180.0	12:56.209
5	1	2:58.127	51.844	1:20.578	45.705	184.3	15:56.383	5	1	3:13.968	56.893	1:25.650	51.425	180.9	16:10.177
6	1	5:33.787	57.906	2:40.886	1:54.995	93.4	21:30.170	6	1	6:12.128 B	1:11.084	2:44.565	2:16.479	60.2	22:22.305
7	1	3:45.935 B	1:30.806	1:20.957	54.172	163.9	25:16.105	7	1	4:27.500	2:12.919	1:24.699	49.882	180.9	26:49.805
8	1	4:27.080	2:20.174	1:21.413	45.493	192.5	29:43.185	8	1	3:09.485	56.094	1:23.840	49.551	182.1	29:59.290
9	1	2:54.809	49.825	1:18.833	46.151	206.5	32:37.994	9	1	3:08.921	55.924	1:24.070	48.927	183.7	33:08.211
10	1	2:57.800	51.392	1:20.585	45.823	187.8	35:35.794	10	1	3:09.173	56.081	1:23.903	49.189	181.2	36:17.384
11	1	2:55.386	50.523	1:19.801	45.062	193.5	38:31.180	11	1	3:09.156	55.745	1:24.249	49.162	183.1	39:26.540
12	1	2:56.027	50.960	1:19.744	45.323	199.3	41:27.207	12	1	3:11.152	55.442	1:26.968	48.742	175.0	42:37.692
13	1	2:53.999	50.793	1:18.748	44.458	191.5	44:21.206	13	1	3:08.223	55.619	1:24.078	48.526	183.1	45:45.915
14	1	2:55.744	49.601	1:18.908	47.235	203.4	47:16.950	14	1	3:09.505	55.005	1:23.624	50.876	185.9	48:55.420
15	1	2:56.999	50.944	1:20.544	45.511	208.9	50:13.949	15	1	3:10.760	56.956	1:24.863	48.941	184.3	52:06.180
16	1	2:56.087	50.200	1:19.885	46.002	204.5	53:10.036	16	1	3:15.002	56.170	1:29.736	49.096	187.5	55:21.182
17	1	2:58.232	50.576	1:21.976	45.680	190.8	56:08.268	17	1	3:09.154	55.078	1:25.014	49.062	175.9	58:30.336
18	1	2:55.075	50.551	1:19.105	45.419	191.8	59:03.343	18	1	3:08.106	54.689	1:24.622	48.795	189.8	1:01:38.442
19	1	2:54.587	49.813	1:18.690	46.084	191.2	1:01:57.930	19	1	3:09.174	55.299	1:24.920	48.955	181.8	1:04:47.616
20	1	2:53.167	50.128	1:18.513	44.526	200.4	1:04:51.097	922 1.Hans VAN SPRONSEN 997 GT3 Cup RS							
901 1.Robert SULMA Cayman GT GT								1	1	3:02.045	56.982	1:20.001	45.062		3:02.045
1	1	3:09.284	1:01.876	1:20.596	46.812		3:09.284	2	1	2:54.613	48.478	1:19.138	46.997	196.0	5:56.658
2	1	2:56.155	50.014	1:20.735	45.406	205.7	6:05.439	3	1	3:29.674 B	56.718	1:30.959	1:01.997	164.6	9:26.332
3	1	2:56.761	50.109	1:20.771	45.881	184.3	9:02.200	926 1.Ronald VAN VLIET 944 944							
4	1	2:56.774	50.506	1:20.877	45.391	194.2	11:58.974								
5	1	2:58.306	49.881	1:22.521	45.904	194.2	14:57.280								
6	1	4:30.025	50.515	1:45.124	1:54.386	187.5	19:27.305								
7	1	4:42.199	2:10.087	1:44.800	47.312	61.6	24:09.504								
8	1	3:10.216 B	49.488	1:22.892	57.836	189.1	27:19.720								
9	1	4:25.605	2:14.977	1:23.759	46.869	194.6	31:45.325								
10	1	2:59.168	49.829	1:23.106	46.233	188.2	34:44.493								
11	1	2:58.567	50.689	1:21.817	46.061	197.4	37:43.060								
12	1	3:01.290	50.318	1:24.297	46.675	187.5	40:44.350								
13	1	2:58.307	49.978	1:22.021	46.308	197.4	43:42.657								
14	1	2:58.382	49.942	1:22.712	45.728	206.5	46:41.039								
15	1	3:03.515	52.648	1:23.153	47.714	194.6	49:44.554								
16	1	2:58.566	50.490	1:21.991	46.085	186.2	52:43.120								
17	1	2:59.037	50.261	1:22.518	46.258	196.4	55:42.157								



ACNN SPA EURO RACE RACE 2

Sector Analysis

Personal Best Session Best B Crossing the finish line in pit lane

Lap	D	Time	Sector 1	Sector 2	Sector 3	T. Spd	Elapsed	Lap	D	Time	Sector 1	Sector 2	Sector 3	T. Spd	Elapsed
1	1	3:16.122	1:02.695	1:23.307	50.120		3:16.122	9	1	4:01.061	2:06.283	1:14.392	40.386	226.4	29:03.578
2	1	3:10.854	56.147	1:24.863	49.844	183.7	6:26.976	10	1	2:40.490	45.019	1:14.679	40.792	227.4	31:44.068
3	1	3:11.091	55.992	1:25.370	49.729	180.9	9:38.067	11	1	2:38.546	44.105	1:14.487	39.954	229.8	34:22.614
4	1	3:11.128	55.661	1:25.219	50.248	180.3	12:49.195	12	1	2:40.161	44.044	1:15.212	40.905	224.1	37:02.775
5	1	3:10.350	55.921	1:24.757	49.672	182.4	15:59.545	13	1	2:39.329	44.580	1:14.416	40.333	235.3	39:42.104
6	1	6:00.342 B	1:12.695	2:48.680	1:58.967	62.9	21:59.887	14	1	2:42.178	44.687	1:16.018	41.473	222.2	42:24.282
7	1	4:35.689	2:20.318	1:25.086	50.285	185.9	26:35.576	15	1	2:39.992	44.918	1:14.568	40.506	235.8	45:04.274
8	1	3:12.532	56.068	1:26.504	49.960	183.7	29:48.108	16	1	2:40.473	44.126	1:16.155	40.192	252.3	47:44.747
9	1	3:11.619	56.145	1:25.490	49.984	186.2	32:59.727	17	1	2:40.523	45.250	1:14.848	40.425	223.6	50:25.270
10	1	3:10.489	55.820	1:25.058	49.611	181.8	36:10.216	18	1	2:43.294	45.334	1:16.041	41.919	231.8	53:08.564
11	1	3:10.543	56.187	1:24.761	49.595	182.7	39:20.759	19	1	2:41.439	44.619	1:15.106	41.714	224.5	55:50.003
12	1	3:12.584	55.400	1:26.817	50.367	186.2	42:33.343	20	1	2:41.840	44.946	1:14.960	41.934	226.9	58:31.843
13	1	3:10.846	55.084	1:25.874	49.888	184.9	45:44.189	21	1	2:41.045	44.924	1:14.829	41.292	233.8	1:01:12.888
14	1	3:10.650	54.957	1:25.025	50.668	188.8	48:54.839	22	1	2:41.980	44.601	1:16.291	41.088	232.3	1:03:54.868
15	1	3:11.148	55.762	1:25.735	49.651		52:05.987								
16	1	3:11.956	55.946	1:25.597	50.413	184.9	55:17.943								
17	1	3:10.813	55.111	1:25.640	50.062	184.6	58:28.756								
18	1	3:11.898	55.224	1:26.862	49.812	191.5	1:01:40.654								
19	1	3:13.026	55.888	1:26.315	50.823	179.4	1:04:53.680								


929	1. Paul MOERMAN	944				
1	1	3:35.060		53.614		3:35.060
2	1	4:09.273 B		1:26.593		7:44.333

957	1. Niek JAN STEEHOUSER	Cayman RS					
1	1	2:56.237	53.231	1:18.300	44.706	2:56.237	
2	1	2:50.786	49.452	1:17.329	44.005	210.5	5:47.023
3	1	2:50.323	49.315	1:17.023	43.985	213.4	8:37.346
4	1	2:50.432	49.296	1:17.188	43.948	220.0	11:27.778
5	1	2:50.918	48.999	1:16.981	44.938	219.5	14:18.696
6	1	3:31.448 B	49.015	1:17.615	1:24.818	220.4	17:50.144
7	1	6:12.261	3:39.636	1:47.243	45.382	62.8	24:02.405
8	1	2:50.708	48.911	1:17.428	44.369	220.4	26:53.113
9	1	2:51.481	49.079	1:18.232	44.170	216.4	29:44.594
10	1	2:52.961	51.388	1:17.332	44.241	217.3	32:37.555
11	1	2:50.843	48.912	1:17.763	44.168	218.2	35:28.398
12	1	2:50.774	48.908	1:17.872	43.994	220.9	38:19.172
13	1	2:51.472	48.506	1:17.396	45.570	222.2	41:10.644
14	1	2:53.216	50.210	1:18.122	44.884	210.1	44:03.860
15	1	2:50.381	48.283	1:17.675	44.423	210.5	46:54.241
16	1	2:52.140	48.899	1:19.105	44.136	212.6	49:46.381
17	1	2:51.028	49.166	1:18.313	43.549	198.9	52:37.409
18	1	2:49.871	48.395	1:17.402	44.074	213.0	55:27.280
19	1	2:55.755	48.566	1:20.768	46.421	219.5	58:23.035

961	1. Edwin VAN WIJNGAARDE	997 GT3 Cup RS					
1	1	2:44.928	48.946	1:14.868	41.114	2:44.928	
2	1	2:40.581	44.094	1:15.030	41.457	227.4	5:25.509
3	1	2:39.524	44.844	1:13.463	41.217	230.3	8:05.033
4	1	2:39.471	44.266	1:13.900	41.305	252.9	10:44.504
5	1	2:39.293	43.800	1:14.495	40.998	234.3	13:23.797
6	1	2:41.694	45.590	1:14.273	41.831	231.8	16:05.491
7	1	5:43.633	1:02.871	2:51.746	1:49.016	63.0	21:49.124
8	1	3:13.393 B	1:09.010	1:15.575	48.808	207.7	25:02.517

963	1. Pijke TER BURG	944					
1	1	3:19.324	1:04.941	1:24.586	49.797	3:19.324	
2	1	3:10.837	57.032	1:24.501	49.304	177.6	6:30.161
3	1	3:10.977	56.529	1:24.958	49.490	181.5	9:41.138
4	1	3:10.369	56.569	1:24.012	49.788	181.5	12:51.507
5	1	3:11.227	56.255	1:25.382	49.590	181.8	16:02.734
6	1	6:18.820 B	1:13.319	2:48.253	2:17.248	61.9	22:21.554
7	1	4:28.681	2:13.879	1:25.498	49.304	180.9	26:50.235
8	1	3:09.214	56.362	1:23.717	49.135	183.1	29:59.449
9	1	3:11.528	57.339	1:24.577	49.612	179.7	33:10.977
10	1	3:11.460	56.580	1:25.396	49.484	179.7	36:22.437
11	1	3:13.495	57.141	1:26.350	50.004	179.7	39:35.932
12	1	3:11.346	56.692	1:25.104	49.550	185.2	42:47.278
13	1	3:12.185	57.206	1:24.657	50.322	178.8	45:59.463
14	1	3:14.112	57.715	1:26.660	49.737	177.3	49:13.575
15	1	3:15.034	58.152	1:26.742	50.140	177.0	52:28.609
16	1	3:12.844	57.263	1:25.973	49.608	178.8	55:41.453
17	1	3:13.648	57.589	1:25.259	50.800	179.1	58:55.101
18	1	3:12.142	56.900	1:25.055	50.187	180.0	1:02:07.243
19	1	3:10.926	56.919	1:24.694	49.313	179.7	1:05:18.169

969	1. Aart BOSMAN	991 GT3 Cup RS					
1	1	2:40.957	47.460	1:13.746	39.751	2:40.957	
2	1	2:33.939	43.415	1:10.974	39.550	246.6	5:14.896
3	1	2:35.998	43.446	1:12.628	39.924	250.6	7:50.894
4	1	2:37.389	43.348	1:12.937	41.104	248.8	10:28.283
5	1	2:42.180	44.953	1:16.625	40.602	245.5	13:10.463
6	1	2:38.701	43.911	1:14.386	40.404	225.5	15:49.164
7	1	5:25.154	43.488	2:44.591	1:57.075	239.5	21:14.318
8	1	3:30.034	1:35.999	1:13.782	40.253	237.4	24:44.352
9	1	2:55.263 B	43.739	1:15.263	56.261	225.5	27:39.615
10	1	3:59.552	2:06.390	1:12.438	40.724	244.9	31:39.167
11	1	2:37.051	43.833	1:12.226	40.992	252.9	34:16.218
12	1	2:38.661	43.523	1:13.178	41.960	241.6	36:54.879
13	1	2:38.662	46.397	1:11.958	40.307	250.0	39:33.541
14	1	2:41.776	47.258	1:13.883	40.635	222.7	42:15.317
15	1	2:37.485	44.123	1:13.465	39.897	245.5	44:52.802
16	1	2:36.326	43.748	1:12.174	40.404	246.6	47:29.128
17	1	2:37.700	43.421	1:13.532	40.747	251.2	50:06.828
18	1	2:40.532	45.180	1:14.458	40.894	241.6	52:47.360




ACNN SPA EURO RACE RACE 2

Sector Analysis

Personal Best Session Best B Crossing the finish line in pit lane

Lap	D	Time	Sector 1	Sector 2	Sector 3	T. Spd	Elapsed	Lap	D	Time	Sector 1	Sector 2	Sector 3	T. Spd	Elapsed
19	1	2:38.880	44.592	1:13.812	40.476	242.2	55:26.240	3	1	2:57.719			46.363		9:04.229
20	1	2:40.841	44.132	1:14.455	42.254	250.0	58:07.081	4	1	2:57.910			46.404		12:02.139
21	1	2:40.401	44.519	1:14.677	41.205	225.5	1:00:47.482	5	1	3:00.017			47.226		15:02.156
22	1	2:40.222	43.787	1:14.426	42.009	247.7	1:03:27.704	6	1	4:33.181			1:50.305		19:35.337
980 1. Anton POELL 2. Lars POELL 997 GT3 Cup RS								7	1	4:38.891			47.149		24:14.228
								8	1	3:11.568 B	52.379	1:22.416	56.773	206.1	27:25.796
1	1	3:00.192	59.534	1:19.544	41.114		3:00.192	9	1	4:36.759	2:20.640	1:28.776	47.343	208.5	32:02.555
2	1	2:36.626	44.074	1:13.596	38.956	241.1	5:36.818	10	1	2:59.716			46.733		35:02.271
3	1	2:37.223	43.830	1:12.670	40.723	237.9	8:14.041	11	1	2:58.386			46.372		38:00.657
4	1	2:38.225	43.407	1:12.414	42.404	246.6	10:52.266	12	1	2:59.713			46.595		41:00.370
5	1	2:38.727	43.931	1:12.665	42.131	241.6	13:30.993	13	1	3:00.012			46.220		44:00.382
6	1	2:40.356	45.604	1:13.680	41.072	239.5	16:11.349	14	1	2:59.740			47.269		47:00.122
7	1	5:55.406 B	56.908	2:54.910	2:03.588	39.2	22:06.755	15	1	3:01.647			47.307		50:01.769
8	1	4:13.031	2:16.059	1:14.999	41.973	220.9	26:19.786	16	1	3:06.132			47.795		53:07.901
9	1	2:40.461	45.023	1:14.244	41.194	228.3	29:00.247	17	1	3:02.276			46.952		56:10.177
10	1	2:39.276	44.524	1:14.328	40.424	241.6	31:39.523	18	1	3:03.117	52.735	1:22.743	47.639		59:13.294
11	1	2:36.993	43.963	1:13.005	40.025	244.3	34:16.516	986 1. Albert JONKMAN Boxster Boxster							
12	1	2:38.747	43.579	1:13.835	41.333	250.0	36:55.263	1	1	3:29.335	1:07.441	1:28.560	53.334		3:29.335
13	1	2:41.685	46.682	1:13.583	41.420	251.2	39:36.948	2	1	3:16.764	57.081	1:27.669	52.014	167.2	6:46.099
14	1	2:39.548	44.640	1:14.664	40.244	228.8	42:16.496	3	1	3:17.667	57.585	1:29.170	50.912	174.5	10:03.766
15	1	2:36.952	43.621	1:13.718	39.613	244.3	44:53.448	4	1	3:17.490	56.843	1:28.658	51.989	169.0	13:21.256
16	1	2:36.854	43.603	1:13.322	39.929	241.1	47:30.302	5	1	3:15.097	56.884	1:28.325	49.888	172.8	16:36.353
17	1	2:40.845	43.876	1:15.727	41.242	253.5	50:11.147	6	1	6:34.234	2:09.076	3:04.041	1:21.117	51.3	23:10.587
18	1	2:40.863	45.089	1:14.726	41.048	240.0	52:52.010	7	1	3:14.365	57.874	1:25.867	50.624	178.2	26:24.952
19	1	2:39.543	44.105	1:14.648	40.790	238.9	55:31.553	8	1	3:16.118	55.949	1:27.916	52.253	176.8	29:41.070
20	1	2:40.533	44.593	1:15.653	40.287	216.4	58:12.086	9	1	3:29.293 B	57.341	1:25.888	1:06.064	177.0	33:10.363
21	1	2:38.607	44.343	1:14.309	39.955	226.4	1:00:50.693	10	1	4:39.351	2:21.087	1:28.110	50.154	184.3	37:49.714
22	1	2:40.578	44.464	1:13.832	42.282	246.6	1:03:31.271	11	1	3:17.398	56.538	1:28.688	52.172	184.0	41:07.112
982 1. Nick GEELLEN Boxster Boxster								12	1	3:12.781	56.315	1:26.501	49.965	180.0	44:19.893
1	1	3:13.108	1:00.690	1:23.846	48.572		3:13.108	13	1	3:13.391	56.140	1:25.982	51.269	185.6	47:33.284
2	1	3:03.388	54.419	1:21.883	47.086	191.2	6:16.496	14	1	3:12.663	57.674	1:25.093	49.896	184.6	50:45.947
3	1	3:02.453	53.028	1:21.883	47.542	191.8	9:18.949	15	1	3:11.240	55.048	1:24.798	51.394	183.4	53:57.187
4	1	3:03.815	53.308	1:22.658	47.849	185.2	12:22.764	16	1	3:13.145	55.699	1:27.394	50.052	172.0	57:10.332
5	1	3:03.815	53.172	1:22.647	47.996	171.7	15:26.579	17	1	3:11.953	56.194	1:26.087	49.672	184.6	1:00:22.285
6	1	5:17.379 B	53.568	2:04.075	2:19.736	190.8	20:43.958	18	1	3:12.186	55.178	1:26.278	50.730	185.9	1:03:34.471
7	1	4:39.800	2:24.114	1:25.564	50.122	177.3	25:23.758	988 1. Jan-Wim DE KOEKKOEK Cayman S GT							
8	1	3:09.816	54.078	1:26.368	49.370	177.3	28:33.574	1	1	3:11.876	57.171	1:26.183	48.522		3:11.876
9	1	3:06.177	53.710	1:23.994	48.473	185.9	31:39.751	2	1	3:00.406	50.717	1:22.391	47.298	196.4	6:12.282
10	1	3:07.397	54.191	1:24.839	48.367	185.9	34:47.148	3	1	3:01.065	50.835	1:22.500	47.730	209.7	9:13.347
11	1	3:06.820	53.766	1:24.613	48.441	191.2	37:53.968	4	1	3:01.089	51.159	1:22.016	47.914	206.1	12:14.436
12	1	3:04.524	53.269	1:23.185	48.070	187.5	40:58.492	5	1	3:02.595	50.923	1:24.098	47.574	210.1	15:17.031
13	1	3:03.202	53.026	1:22.088	48.088	193.2	44:01.694	6	1	4:48.004	51.055	1:59.884	1:57.065	211.4	20:05.035
14	1	3:04.028	53.161	1:23.293	47.574	193.5	47:05.722	7	1	4:30.316	2:10.656	1:31.573	48.087	58.1	24:35.351
15	1	3:06.310	53.949	1:24.213	48.148	176.5	50:12.032	8	1	3:00.566	50.845	1:22.731	46.990	204.9	27:35.917
16	1	3:04.888	53.031	1:23.917	47.940	183.4	53:16.920	9	1	3:00.147	50.850	1:22.312	46.985	190.1	30:36.064
17	1	3:06.933	53.513	1:24.941	48.479	175.9	56:23.853	10	1	3:11.480 B	51.296	1:22.358	57.826	205.7	33:47.544
18	1	3:05.671	53.757	1:23.864	48.050	186.5	59:29.524	11	1	4:21.773	2:12.984	1:21.083	47.706	198.5	38:09.317
19	1	3:06.825	53.728	1:23.730	49.367	190.8	1:02:36.349	12	1	3:03.220	51.293	1:23.497	48.430	198.5	41:12.537
20	1	3:05.733	54.084	1:23.449	48.200	193.2	1:05:42.082	13	1	3:02.507	51.804	1:23.182	47.521	201.1	44:15.044
983 1. Lucas MARTIN Boxster S GT								14	1	3:01.782	51.582	1:22.786	47.414	194.9	47:16.826
1	1	3:07.106			47.367		3:07.106	15	1	3:02.518	51.853	1:23.613	47.052	206.5	50:19.344
2	1	2:59.404			46.022		6:06.510	16	1	3:00.059	50.560	1:22.697	46.802	207.7	53:19.403
								17	1	2:59.220	50.011	1:22.597	46.612	210.5	56:18.623




ACNN SPA EURO RACE RACE 2

Sector Analysis

■ Personal Best ■ Session Best ■ Crossing the finish line in pit lane


Lap	D	Time	Sector 1	Sector 2	Sector 3	T. Spd	Elapsed	Lap	D	Time	Sector 1	Sector 2	Sector 3	T. Spd	Elapsed															
18	1	3:00.858	50.537	1:23.030	47.291	196.4	59:19.481	6	1	6:10.179 B	1:28.058	2:32.876	2:09.245	70.5	22:31.343															
19	1	3:03.090	50.681	1:23.094	49.315	206.1	1:02:22.571	7	1	4:40.496	2:21.823	1:26.466	52.207	178.8	27:11.839															
20	1	3:00.336	51.295	1:22.282	46.759	186.2	1:05:22.907	8	1	3:14.702	57.932	1:26.736	50.034	180.9	30:26.541															
989 1.Henk VAN NOREL Cayman S GT								9	1	3:16.517	57.512	1:28.159	50.846	180.9	33:43.058															
								10	1	3:11.300	56.181	1:25.333	49.786	186.2	36:54.358															
								11	1	3:12.469	57.330	1:25.564	49.575	183.1	40:06.827															
								12	1	3:12.133	56.452	1:25.429	50.252	181.2	43:18.960															
								13	1	3:12.923	56.218	1:26.469	50.236	183.7	46:31.883															
								14	1	3:14.115	56.435	1:26.284	51.396	183.7	49:45.998															
								15	1	3:16.531	56.220	1:27.046	53.265	184.3	53:02.529															
								16	1	3:14.136	56.729	1:27.359	50.048	183.7	56:16.665															
								17	1	3:11.873	56.855	1:25.366	49.652	183.4	59:28.538															
								18	1	3:15.310	57.759	1:27.273	50.278	184.9	1:02:43.848															
								19	1	3:12.680	56.753	1:26.258	49.669	182.1	1:05:56.528															
								997 1.Jurgen ALBERT 997 GT3 Cup RS								1	1	2:43.842	46.988	1:15.271	41.583	2:43.842								
																2	1	2:40.754	44.540	1:15.176	41.038	232.8	5:24.596							
																3	1	2:40.162	44.565	1:14.470	41.127	229.8	8:04.758							
																4	1	2:41.856	44.533	1:15.388	41.935	226.9	10:46.614							
																5	1	2:43.324	45.065	1:15.673	42.586	221.3	13:29.938							
																6	1	2:41.174	44.699	1:14.776	41.699	225.9	16:11.112							
																7	1	5:53.033 B	1:02.180	2:48.282	2:02.571	58.0	22:04.145							
																993 1.Eric HESP 968 WB-R GT								1	1	3:08.961	56.961	1:23.114	48.886	3:08.961
																								2	1	3:01.717	52.870	1:21.764	47.083	204.9
3	1	2:59.955	51.687	1:21.727	46.541	204.5	9:10.633																							
4	1	3:00.158	52.149	1:21.548	46.461	204.5	12:10.791																							
5	1	3:01.114	52.041	1:22.471	46.602	204.5	15:11.905																							
6	1	4:50.874	52.168	2:02.604	1:56.102	207.3	20:02.779																							
7	1	4:30.132	2:11.174	1:31.175	47.783	58.3	24:32.911																							
8	1	3:01.440	52.272	1:22.843	46.325	202.6	27:34.351																							
9	1	3:09.509 B	52.047	1:21.702	55.760	198.9	30:43.860																							
10	1	4:21.106	2:11.390	1:23.153	46.563	211.4	35:04.966																							
11	1	2:59.504	51.332	1:21.650	46.522	201.9	38:04.470																							
12	1	3:01.251	51.804	1:22.082	47.365	199.3	41:05.721																							
13	1	3:00.655	51.635	1:21.307	47.713	201.5	44:06.376																							
14	1	2:59.996	52.308	1:21.316	46.372	201.5	47:06.372																							
15	1	3:02.163	52.770	1:21.716	47.677	193.5	50:08.535																							
16	1	3:02.705	51.936	1:23.334	47.435	203.4	53:11.240																							
17	1	2:59.589	51.495	1:21.131	46.963	201.1	56:10.829																							
18	1	3:03.316	52.627	1:22.833	47.856	208.5	59:14.145																							
19	1	3:01.990	53.015	1:21.630	47.345	204.2	1:02:16.135																							
20	1	3:03.485	52.318	1:23.326	47.841	196.4	1:05:19.620																							
994 1.Jack ROZENDAAL 944 944								1	1	3:22.913	1:07.095	1:26.190	49.628	3:22.913																
								2	1	3:13.951	57.625	1:26.385	49.941	179.4	6:36.864															
								3	1	3:13.867	57.523	1:26.474	49.870	183.1	9:50.731															
								4	1	3:15.838	57.301	1:28.141	50.396	177.3	13:06.569															
								5	1	3:14.595	57.168	1:25.723	51.704	180.6	16:21.164															



ACNN
SPA EURO RACE
RACE 2 (60' + 1 lap)

Starting Grid

				43	OOPE	Arnold BAKKER
Henri VAN NORDEN	OOPE	23	- 30 -			
				48	OOPE	Guido KALKHUIS
Mick SCHUTTE	OOPE	47	- 29 -			
				39	OOPE	Twan VAN BAAST
Harm JENSMA	OOPE	21	- 28 -			
				67	OOPE	Richard TERVELDE
Maurice VAN DIJK	OOPE	12	- 27 -			
				74	OOPE	Patrick CASPERS
Gerrit LAND	OOPE	29	- 26 -			
				8	OOPE	Patrick KROEZE
Robert ACKERMANN	OOPE	44	- 25 -			
				49	OOPE	Sjoerd STIKSMA
Gerald LEKKERKERKER	OOPE	40	- 24 -			
				38	OOPE	Auke WIEGERS
Dimitri VAN DER SPEK	OOPE	9	- 23 -			
Gijs BARTELS	DTC2	265	- 22 -			
				185	DTC1	Johannes WIBIER
Sief JANSEN	DTC1	176	- 21 -			
				124	DTC1	J.P. VAN LEEUWEN
BIJZITTER	DTC1	134	- 20 -			
Carly BERGSMA	ZIL	3	- 19 -			
				98	ZIL	Jack HOEKSTRA
Marcel VAN DER LYKE	ZIL	96	- 18 -			
				92	ZIL	Michael HERMANS
Daniel OVERDUIN	ZIL	4	- 17 -			
				50	ZIL	Jan VOS
Erik GEERTS	ZIL	77	- 16 -			
				81	ZIL	Bernard BLAAK




ACNN
SPA EURO RACE
RACE 2 (60' +1 lap)

Starting Grid

Carlo BROEREN	ZIL	94	- 15 -	82	ZIL	Henk SIJTSMA
Jan Berry DRENTH	ZIL	69	- 14 -	7	ZIL	John DEN HOLLANDER
Max WEERING	ZIL	61	- 13 -			
			- 12 -	953	GT	VERKERK
Hans VAN SPRONSEN	RS	922	- 11 -	901	GT	Robert SULMA
Paul MOERMAN	944	929	- 10 -	986	Boxster	Albert JONKMAN
Huib HAVIK	944	930	- 9 -	963	944	Pijke TER BURG
Jack ROZENDAAL	944	994	- 8 -	926	944	Ronald VAN VLIET
Ruben NOOIJ	944	919	- 7 -	908	GT	Sandor ROEST
Nick GEELLEN	Boxster	982	- 6 -	411	Boxster	Rudy SLUITER
Jan-Wim DE KOEKKOEK	GT	988	- 5 -	993	GT	Eric HESP
Lucas MARTIN	GT	983	- 4 -	989	GT	Henk VAN NOREL
Niek JAN STEEHOUWER	RS	957	- 3 -	980	RS	Anton POELL
Edwin VAN WIJNGAARDEN	RS	961	- 2 -	997	RS	Jurgen ALBERT
Aart BOSMAN	RS	969	- 1 -			

Pole



ACNN
SPA EURO RACE
RACE 2 (60' + 1 lap)

Starting Grid

Stewards:

Timekeeper: